



The School District of Osceola County, FL

# 2021-22 Annual Budget

## School Board Members

**Clarence Thacker**  
Chair

**Terry Castillo**  
Vice Chair

**Julius Melendez**

**Jon Arguello**

**Robert Bass**

**Dr. Debra Pace**  
Superintendent

**Sarah E. Graber, CPA, CGFO**  
Chief Finance Officer

**Jose Gonzalez**  
Director of Budget

OUR MISSION: INSPIRING ALL LEARNERS TO REACH THEIR HIGHEST  
POTENTIAL AS RESPONSIBLE, PRODUCTIVE CITIZENS.



While this past school year was unlike any we've ever experienced, we haven't lost sight that each and every one of our students deserves the chance and has the right to explore his or her amazing potential. For 134 years, the Osceola School District has been entrusted to steer the educational pathways of our community's children. The Osceola County School Board has continued that honored tradition by placing students at the center of everything we do.

Driving our success throughout the district is our Strategic Plan, which is comprised of five goals – Academic Success, Talent Management, Fiscal Responsibility, Community Engagement and Governance, and School Safety and Security. These goals serve as the foundation for our comprehensive vision for continuous improvement. The Osceola County School Board, my leadership team, and countless individuals have contributed to this plan, and it is our entire group of over 8,000 dedicated educators and staff who carry out the important goals and associated strategies that we have in place to drive high-quality work.

Academic success continues to be our district's number one priority. Ensuring that each and every child is college or career ready and that every child has the opportunity to reach his or her fullest potential is most definitely our charge. As an important major economic driver of Osceola County, the Osceola County School District is committed to providing quality programs and relevant 21st century curriculum to all the families in the district. This along with high-quality teachers, engaged students, and involved parents and community members all contribute to our efforts to help our students achieve their dreams.

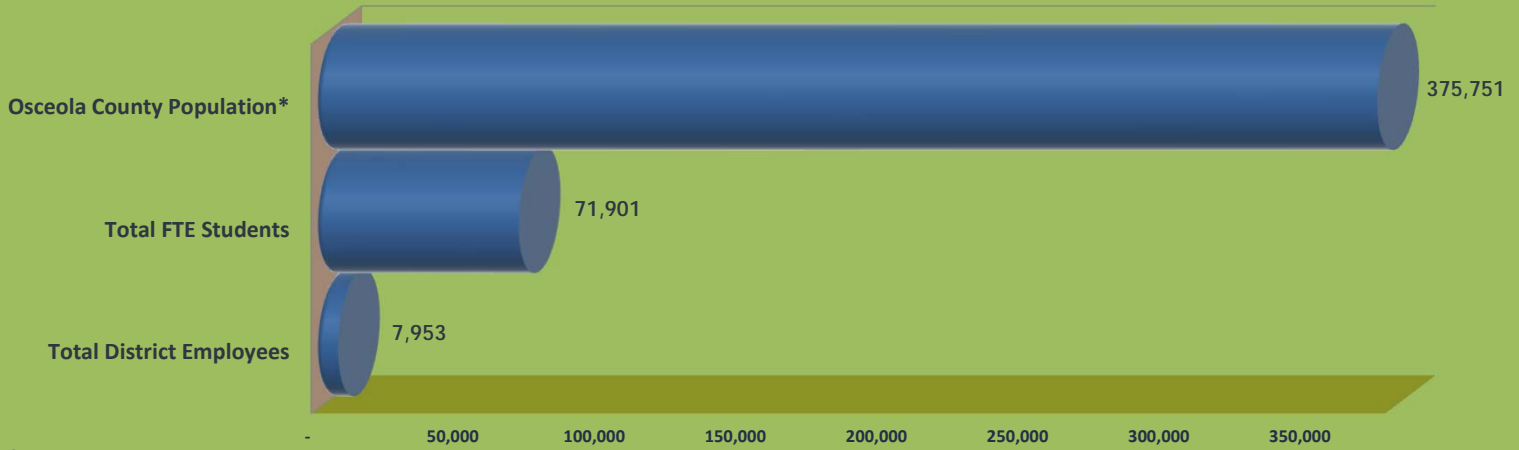
It is our privilege to serve your family as we pursue educational excellence in Osceola County. The Osceola County School Board and I are grateful for your support and trust, and we look forward to our continued partnership this coming year. It is my commitment to continue to work tirelessly to make our schools places where your child wants to come each and every day to challenge themselves, to grow, and to reach all that they can achieve as learners.

A handwritten signature in black ink, reading "Debra B. Pace". The signature is fluid and cursive, written in a professional style.

Dr. Debra Pace  
Superintendent

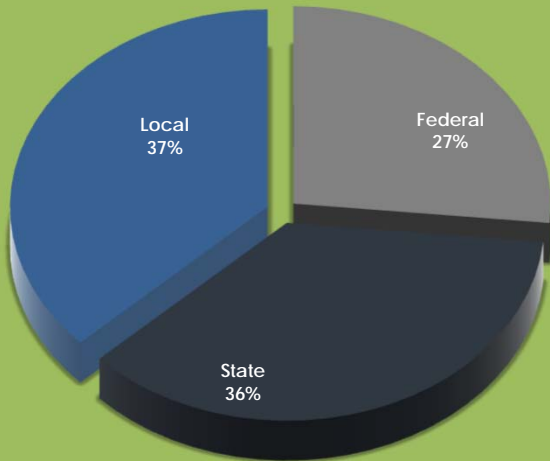


# District Overview



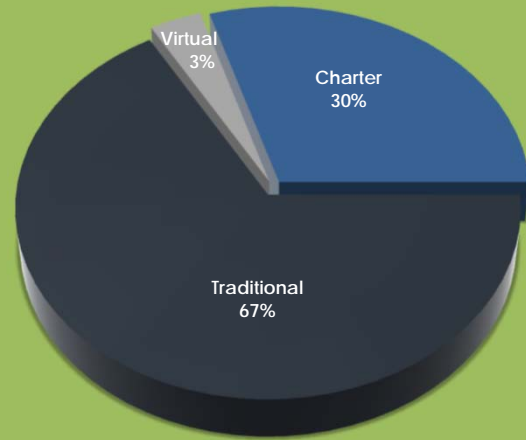
\*U.S. Census Bureau Data

## Funding Sources



Federal State Local

## Schools by Type



Traditional Virtual Charter

## Operating Budget by Category

### SCHOOL INSTRUCTION AND SUPPORT \$ 520,413,022

Instruction	413,104,954
Pupil Personnel Services	29,047,246
Instructional Media Services	5,158,198
Instructional and Curriculum Development	16,618,795
Instructional Staff Training Services	5,843,535
Instruction Related Technology	2,267,906
School Administration	26,416,243
Pupil Transportation Services	21,956,145

### OPERATIONS \$ 63,650,203

Facilities Acquisition and Construction	12,964,956
Food Services	244,720
Operation of Plant	38,436,667
Maintenance of Plant	12,003,860

### OTHER \$ 25,342,024

School Board	1,554,229
General Administration	2,213,674
Fiscal Services	2,585,096
Central Services	8,541,140
Administrative Technology Services	5,312,447
Community Services	5,135,438
Debt Service	



# Table of Contents

## **INTRODUCTION**

Budget Timeline	I-2
Budget Conventions	I-3
FTE—Historical and Projected	I-6
Initial FTE Projections by School	I-7
Certification of Taxable Value (DR-420S)	I-9
Tax Millage & Levy—Historical and Projected	I-11
FEFP Funding Comparison	I-12
Funding per FTE—Historical and Projected	I-13
Funding per FTE—Statewide Comparison	I-14
FEFP Components	I-15
Policy for Expenditure of Lottery Funds	I-21
Budget Summary—All Funds	I-22

## **RESOLUTIONS**

Resolution Determining Revenues and Millages Levied	R-2
Resolution Adopting Final Budget	R-4

## **I - GENERAL FUND**

General Fund Narrative	1-2
Long Range Forecast	1-3
General Fund Budget Summary	1-4
Estimated Revenues and Beginning Fund Balance	1-5
Estimated Revenue Detail	1-6
Appropriations and Ending Fund Balance	1-7
Supplemental Academic Instruction Allocation	1-8
Reading Allocation	1-9
Safe Schools Allocation	1-10
Line Item Budget Allocations	1-12

## **II - DEBT SERVICE FUND**

Debt Service Fund Narrative	2-2
Estimated Revenues and Beginning Fund Balance	2-3
Appropriations and Ending Fund Balance	2-4
Estimated Revenues and Appropriations by Fund	2-5
Future Debt Service Payments	2-7
Debt Capacity Analysis	2-9

### **III - CAPITAL PROJECTS FUND**


Capital Projects Fund Narrative	3-2
Proposed Five Year Capital Plan	3-3
Estimated Revenues and Beginning Fund Balance	3-6
Appropriations and Ending Fund Balance	3-7
Estimated Revenues and Beginning Fund Balances by Fund	3-8
Appropriations and Ending Fund Balances by Fund	3-10
Safety, Security, and Emergency Management Projects—Carryover	3-12
Safety, Security, and Emergency Management Projects—New	3-14
Technology Infrastructure Projects—Carryover	3-15
Technology Infrastructure Projects—New	3-16
Cyclical Capital Renewal Projects—Carryover	3-17
Cyclical Capital Renewal Projects—New	3-19
Deferred Maintenance, Sales Tax Projects—Carryover	3-20
Deferred Maintenance, Sales Tax Projects—New	3-22

### **IV - SPECIAL REVENUE FUND**

Special Revenue Fund Narrative	4-2
<b>Combined Special Revenue Funds</b>	
Estimated Revenues and Beginning Fund Balance Summary	4-3
Appropriations and Ending Fund Balance Summary	4-4
<b>Special Revenue Fund - Food Service</b>	
Estimated Revenues and Beginning Fund Balance Summary	4-5
Appropriations and Ending Fund Balance Summary	4-6
<b>Special Revenue Fund - Other</b>	
Estimated Revenues and Beginning Fund Balance Summary	4-7
Appropriations and Ending Fund Balance Summary	4-8
Estimated Revenues and Beginning Fund Balances by Fund	4-9
Appropriations and Ending Fund Balances by Fund	4-10
<b>Special Revenue Fund - CARES, CRRSA and ARP</b>	
Estimated Revenues and Beginning Fund Balance Summary	4-11
Appropriations and Ending Fund Balance Summary	4-12
Estimated Revenues and Beginning Fund Balances by Fund	4-13
Appropriations and Ending Fund Balances by Fund	4-14

### **V - INTERNAL SERVICE FUND**

Internal Service Fund Narrative	5-2
<b>Combined Internal Service Funds</b>	
Estimated Revenues and Beginning Net Assets	5-3
Appropriations and Ending Net Assets	5-4
<b>Health and Life Insurance Trust Fund</b>	
Estimated Revenues and Beginning Net Assets	5-5
Appropriations and Ending Net Assets	5-6
<b>Casualty Insurance Loss Fund</b>	
Estimated Revenues and Beginning Net Assets	5-7
Appropriations and Ending Net Assets	5-8



# Introduction



**THE SCHOOL DISTRICT OF OSCEOLA COUNTY, FLORIDA****Budget Timeline**

<b>DATE</b>	<b>DAY</b>	<b>DESCRIPTION</b>
2/2/2021	Tuesday	Board Workshop - Budget Planning
3/2/2021	Tuesday	Beginning of State Legislative Session
4/30/2021	Friday	End of State Legislative Session
6/1/2021	Tuesday	Board Workshop - General and Capital Funds
7/1/2021	Thursday	Property Appraiser Certifies Taxable Value
7/12/2021	Monday	DOE Certifies RLE Tax Rate and Releases Second FEFP Calculation
7/13/2021	Tuesday	Board Meeting - Tentative Budget Presented to Board
7/29/2021	Thursday	Advertise to Adopt Tentative Budget
8/3/2021	Tuesday	Public Hearing to Adopt Tentative Budget and Millage
8/6/2021	Friday	Certify Tentative Millage Rate - Notify Property Appraiser
8/24/2021	Tuesday	Deadline for Property Appraiser to Mail out Proposed Tax Notices
9/7/2021	Tuesday	Public Hearing to Adopt Final Budget and Millage
9/10/2021	Friday	District Summary Budget and Supporting Documents DUE to DOE
9/10/2021	Friday	Certify Final Millage Rate - Notify Property Appraiser, Tax Collector and Department of Revenue
10/6/2021	Wednesday	TRIM Compliance Packet DUE to Department of Revenue

# BUDGET CONVENTIONS

## **ASSIGNED FUND BALANCE:**

Unrestricted fund balance in the General Fund is assigned for the following purposes in the priority listed. Any remaining fund balance is unassigned. Items 1 and 2 are included as carryover appropriations each year.

1. Assigned for Contract Commitments – The amount needed to pay the balance of outstanding purchase orders
2. Assigned for Carryover Appropriations – The unspent balances in specific programs that carry forward due to internal policy rather than external requirements, e.g. facility use fees
3. Assigned for Projected Operating Deficit – To fund any projected operating deficit for the next year

## **NON-SALARY BUDGETS:**

Schools are allocated non-salary funds on a per student basis. These are budgeted at the school's discretion to cover non-salary operating costs of the school and may be transferred between accounts as necessary. Allowable expenses include supplies, equipment, substitutes, overtime, travel, repairs, communications and maintenance.

Departments are allocated non-salary funds on a per employee basis. These are budgeted at the department's discretion to cover non-salary operating costs of the department and may be moved between accounts as necessary. Allowable expenses include supplies, equipment, overtime, travel, and communications.

Other non-salary budgets in the General Fund are controlled by project number and restricted for designated purposes. These budgets are controlled by the Budget Department and cannot be adjusted by schools or other departments. Expenses from these budgets are reviewed to ensure reasonableness, allowability and compliance with the designated purpose. Examples of these non-salary budget appropriations are the Research-Based Reading Instruction Allocation, Instructional Materials Allocation, Supplemental Academic Instruction (SAI) funding and line items.

Non-salary budgets for grants in the Special Revenue Fund are managed by project managers within the department receiving the grant. The Special Programs Department monitors the reasonableness and allowability of expenses from these sources to ensure compliance with applicable Federal, State and Local regulations.



## **OVERTIME:**

Overtime is recorded in three different categories:

- Straight overtime for hours worked between the employee's regularly scheduled hours per week (37.5 hours for most employees, 25 hours for bus drivers and attendants) and 40 hours per week.
- Extra pay for time worked in an assignment different from the employee's normal job.
- Time and one-half overtime for hours worked over 40 hours per week.

Overtime is normally not included in salary budgets, but is paid from the non-salary allocations of schools and departments. The average salary for bus drivers and attendants, however, includes overtime and is included in the original salary budget.

## **REIMBURSEMENTS:**

Reimbursements frequently occur within the budget when salary or non-salary expenditures are originally incurred in one fund or department and are later charged to another fund or department, either directly or as an overhead cost allocation. In these cases, reimbursement accounts are normally used in the fund or department where the original charge occurred in order to maintain accounting of the original cost. Such cost reimbursements would allow the gross expenditures in a fund or department to exceed the budget by the amount of the expenditures reallocated to other funds or departments. The net expenditures in every fund or department will be covered by the appropriations approved by the Board. Reimbursements typically occur, for example, in the Transportation Department for field trips charged to schools, in the Facilities and Maintenance Departments for costs later charged to Capital Projects, and in other departments for overhead costs allocated to charter schools.

## **RESTRICTED FUND BALANCE:**

The unspent balances in federal, state, and local grant programs are restricted by external authorities for specific purposes. These are reported as restrictions of beginning fund balance and included as carryover appropriations in the current year.

## **RESTRICTED NET ASSETS:**

In the Internal Service Fund, the balance of unspent appropriations is restricted for the administration and support of the District's group health and life self-insurance and the casualty insurance programs. These amounts are reported as restricted net assets.

## **SALARY BUDGETS:**

Salary budgets include salaries, FICA/social security, retirement, and board insurance contributions for all allocated positions.

Position control is a function of the Budget Department. Therefore, position allocations and salary budgets cannot be changed by schools or other departments. There must be an allocated position for any employee to be hired and paid.

The cost per allocated position is based on the actual current salary of the employee assigned to that position. The cost of vacant positions is estimated based on the average salaries of employees currently filling similar positions. Bus driver and bus attendant salaries are budgeted at average cost, including overtime.

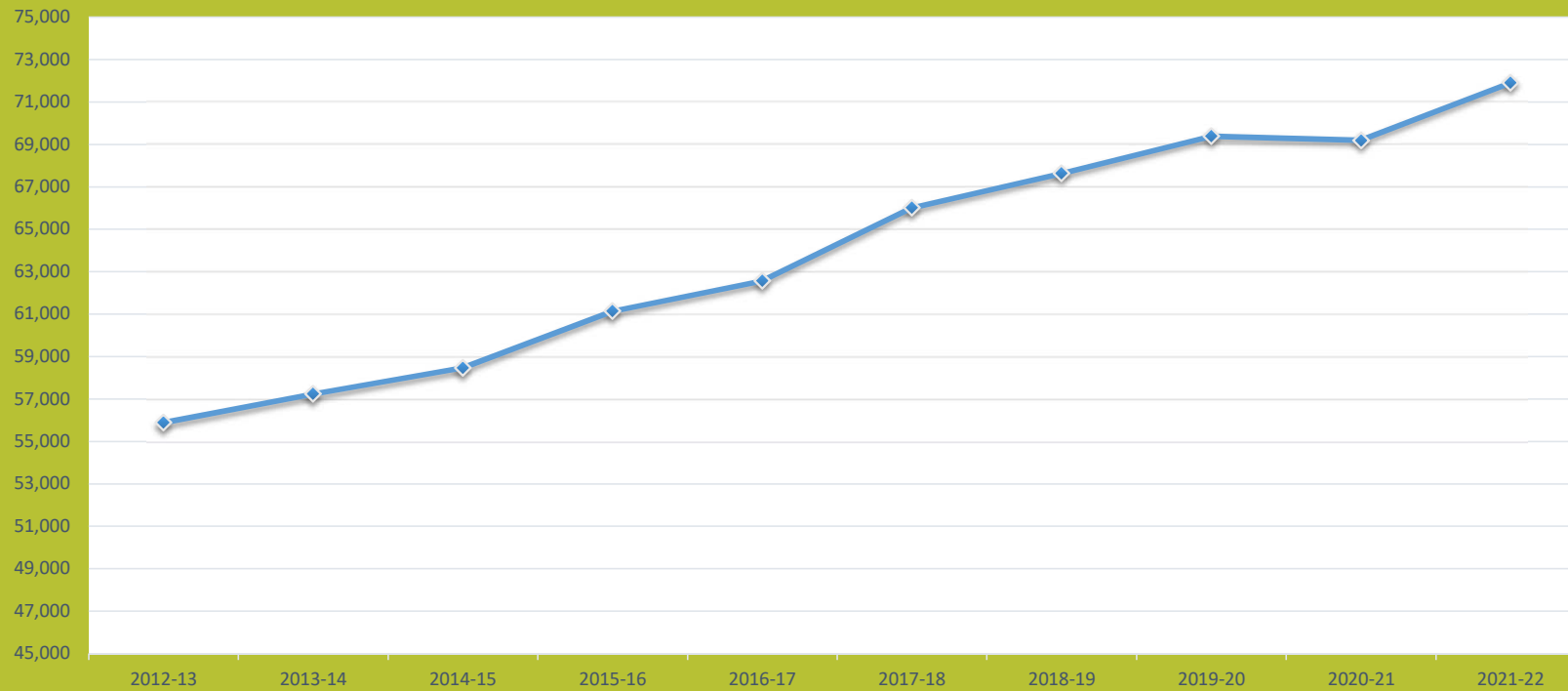
## **UNASSIGNED FUND BALANCE:**

Unassigned fund balance in the General Fund is allocated for the following purposes in the priority listed.

1. Unassigned – 6% Minimum per Board – Six percent (6%) of the total revenues and incoming transfers in the General Fund per School Board rule 7.10.
2. Unassigned Fund Balance – Any remaining fund balance not assigned, committed or restricted for other purposes.

**THE SCHOOL DISTRICT OF OSCEOLA COUNTY, FLORIDA**  
**FTE - HISTORICAL AND PROJECTED OVERVIEW - FROM 2012 TO 2022**

## *Unweighted FTE (UFTE)*



	<b>2012-13</b>	<b>2013-14</b>	<b>2014-15</b>	<b>2015-16</b>	<b>2016-17</b>	<b>2017-18</b>	<b>2018-19</b>	<b>2019-20</b>	<b>2020-21</b>	<b>2021-22</b>
Unweighted FTE (UFTE)	55,881	57,239	58,465	61,141	62,561	66,010	67,632	69,378	69,195	71,901
Percentage Change	3.12%	2.43%	2.14%	4.58%	2.32%	5.51%	2.46%	2.58%	-0.26%	3.91%

**THE SCHOOL DISTRICT OF OSCEOLA COUNTY, FLORIDA**

INITIAL FTE PROJECTIONS BY SCHOOL - 2021-22

CENTER	NAME	2020-21 4TH CALC	2021-22 PROJECTION	CHANGE
0401	BOGGY CREEK ELEMENTARY SCHOOL	590.70	586.50	(4.20)
0061	CENTRAL AVENUE ELEMENTARY SCHOOL	587.20	613.34	26.14
0957	CHESTNUT ELEMENTARY SCHOOL FOR SCIENCE AND ENGINEERING	646.58	646.37	(0.21)
0851	CYPRESS ELEMENTARY SCHOOL	496.04	508.22	12.18
0831	DEERWOOD ELEMENTARY SCHOOL	517.53	521.68	4.15
0961	EAST LAKE ELEMENTARY SCHOOL	832.86	826.54	(6.32)
0931	FLORA RIDGE ELEMENTARY SCHOOL	873.66	917.62	43.96
0011	HARMONY COMMUNITY SCHOOL	757.30	767.03	9.73
0501	HICKORY TREE ELEMENTARY SCHOOL	564.15	575.40	11.25
0071	HIGHLANDS ELEMENTARY SCHOOL	661.60	666.10	4.50
0042	KISSIMMEE ELEMENTARY SCHOOL	868.78	886.57	17.79
0300	KOA ELEMENTARY SCHOOL	541.03	541.94	0.91
0801	LAKEVIEW ELEMENTARY SCHOOL	634.08	638.00	3.92
0271	MICHIGAN AVENUE ELEMENTARY SCHOOL	734.42	726.43	(7.99)
0701	MILL CREEK ELEMENTARY SCHOOL	706.43	750.76	44.33
0043	NARCOOSSEE ELEMENTARY SCHOOL	1,063.80	1,084.78	20.98
0933	NEPTUNE ELEMENTARY SCHOOL	946.60	954.11	7.51
0904	PARTIN SETTLEMENT ELEMENTARY SCHOOL	769.35	800.46	31.11
0811	PLEASANT HILL ELEMENTARY SCHOOL	731.34	733.45	2.11
0901	POINCIANA ACADEMY OF FINE ARTS	579.70	591.49	11.79
0301	REEDY CREEK ELEMENTARY SCHOOL	836.25	834.42	(1.83)
0111	ST. CLOUD ELEMENTARY SCHOOL	841.06	805.93	(35.13)
0958	SUNRISE ELEMENTARY SCHOOL	913.89	941.29	27.40
0101	THACKER AVENUE ELEMENTARY FOR INTERNATIONAL STUDIES	676.42	671.92	(4.50)
0321	VENTURA ELEMENTARY SCHOOL	772.90	766.53	(6.37)
<b>Subtotal Elementary Schools</b>		<b>18,143.67</b>	<b>18,356.88</b>	<b>213.21</b>
0091	DENN JOHN MIDDLE SCHOOL	945.09	966.73	21.64
0041	DISCOVERY INTERMEDIATE SCHOOL	1,018.20	1,017.42	(0.78)
0252	HARMONY MIDDLE SCHOOL	1,031.89	883.82	(148.07)
0341	HORIZON MIDDLE SCHOOL	1,346.70	1,340.76	(5.94)
0251	KISSIMMEE MIDDLE SCHOOL	1,393.24	1,407.52	14.28
0040	NARCOOSSEE MIDDLE SCHOOL	1,220.26	1,223.79	3.53
0311	NEPTUNE MIDDLE SCHOOL	1,006.87	1,008.60	1.73
0821	PARKWAY MIDDLE SCHOOL	850.37	830.63	(19.74)
0272	ST. CLOUD MIDDLE SCHOOL	1,248.92	1,253.95	5.03
<b>Subtotal Middle Schools</b>		<b>10,061.54</b>	<b>9,933.22</b>	<b>(128.32)</b>
0902	CELEBRATION HIGH SCHOOL	2,430.09	2,498.88	68.79
0601	GATEWAY HIGH SCHOOL	1,611.20	1,709.57	98.37
0922	HARMONY HIGH SCHOOL	2,076.92	2,156.38	79.46
0842	LIBERTY HIGH SCHOOL	1,719.37	1,783.61	64.24
0962	NEOCITY ACADEMY	303.21	410.30	107.09
0081	OSCEOLA HIGH SCHOOL	2,132.06	2,225.81	93.75
0841	POINCIANA HIGH SCHOOL	2,200.53	2,221.71	21.18
0862	PROFESSIONAL & TECHNICAL HIGH SCHOOL	463.92	465.14	1.22
0201	ST. CLOUD HIGH SCHOOL	1,943.78	1,960.52	16.74
0005	TOHOPEKALIGA	2,119.53	2,213.32	93.79
9003	ZENITH ACCELERATED ACADEMY	481.68	466.69	(14.99)
<b>Subtotal High Schools</b>		<b>17,482.29</b>	<b>18,111.93</b>	<b>629.64</b>
0991	CANOE CREEK K8	619.27	845.66	226.39
0711	CELEBRATION SCHOOL	1,426.09	1,607.96	181.87
9036	NEW BEGINNINGS EDUCATION CENTER	193.65	193.89	0.24
0921	OSCEOLA COUNTY SCHOOL FOR THE ARTS	924.43	959.59	35.16
0302	WESTSIDE K-8 SCHOOL	1,872.82	1,827.59	(45.23)
<b>Subtotal Multi-Level Schools</b>		<b>5,036.26</b>	<b>5,434.69</b>	<b>398.43</b>
9041	HOSPITAL/HOMEBOUND PROGRAM	8.36	16.67	8.31
9020	OASIS RESIDENTIAL CENTER	19.86	29.69	9.83
0859	OSCEOLA REGIONAL JUVENILE COMMITMENT FACILITY	53.44	65.07	11.63
7004	OSCEOLA VIRTUAL FRANCHISE (SECONDARY)	429.35	438.13	8.78
7001	OSCEOLA VIRTUAL INSTRUCTION PROGRAM	314.75	356.27	41.52
7006	OSCEOLA VIRTUAL INSTRUCTION (COURSE OFFERINGS)	0.00	0.00	0.00
<b>Subtotal Alternative Schools</b>		<b>825.76</b>	<b>905.83</b>	<b>80.07</b>

CENTER	NAME	2020-21 4TH CALC	2021-22 PROJECTION	CHANGE
0981	AMERICAN CLASSICAL CHARTER ACADEMY	276.82	305.83	29.01
0932	BELLALAGO CHARTER ACADEMY	1,221.93	1,226.36	4.43
0184	BRIDGEPREP ACADEMY OSCEOLA COUNTY	573.71	577.55	3.84
0131	BRIDGEPREP ACADEMY ST. CLOUD	0.00	350.00	350.00
0192	CREATIVE INSPIRATION JOURNEY SCHOOL OF ST CLOUD	340.57	450.00	109.43
0153	FLORIDA CYBER CHARTER ACADEMY AT OSCEOLA	955.51	966.12	10.61
0863	FOUR CORNERS CHARTER SCHOOL	1,017.48	1,024.34	6.86
0152	FOUR CORNERS UPPER SCHOOL	1,294.54	1,307.57	13.03
0866	KISSIMMEE CHARTER ACADEMY	660.25	652.32	(7.93)
0182	LINCOLN-MARTI CHARTER SCHOOLS(OSCEOLA CAMPUS)	65.13	59.35	(5.78)
0959	MAIN STREET HIGH SCHOOL	219.67	222.46	2.79
0202	MATER ACADEMY AT ST CLOUD	268.47	274.11	5.64
0971	MATER ACADEMY PREPARATORY HIGH SCHOOL.	139.74	231.15	91.41
0163	MATER BRIGHTON LAKES	878.14	873.51	(4.63)
0185	MATER PALMS ACADEMY	817.82	806.78	(11.04)
0853	NEW DIMENSIONS HIGH SCHOOL	448.05	454.43	6.38
0181	OSCEOLA SCIENCE CHARTER SCHOOL	1,014.92	1,200.92	186.00
0881	P. M. WELLS CHARTER ACADEMY	724.20	714.94	(9.26)
0191	RENAISSANCE CHARTER SCHOOL AT BOGGY CREEK	578.39	576.82	(1.57)
0149	RENAISSANCE CHARTER SCHOOL AT POINCIANA	857.85	845.66	(12.19)
0171	RENAISSANCE CHARTER SCHOOL AT TAPESTRY	1,415.21	1,405.45	(9.76)
0183	SPORTS LEADERSHIP ARTS MANAGEMENT (SLAM)	142.23	165.17	22.94
0162	ST. CLOUD PREPARATORY ACADEMY	501.39	479.17	(22.22)
0900	UCP OSCEOLA CHARTER SCHOOL	193.43	214.70	21.27
0155	VICTORY CHARTER SCHOOL	604.21	606.87	2.66
0203	VICTORY CHARTER SCHOOL K-5	250.22	248.44	(1.78)
<b>Subtotal Charter Schools</b>		<b>15,459.88</b>	<b>16,240.01</b>	<b>780.13</b>
3518	MCKAY SCHOLARSHIP/SCHOOL OF ENROLLMENT	920.00	920.34	0.34
3900	FAMILY EMPOWERMENT SCHOLARSHIP PROGRAM	1,265.50	1,288.77	23.27
<b>Subtotal Choice Schools</b>		<b>2,185.50</b>	<b>2,209.11</b>	<b>23.61</b>
9000	UNDISTRIBUTED	0.00	709.19	709.19
<b>Subtotal Undistributed</b>		<b>0.00</b>	<b>709.19</b>	<b>709.19</b>
<b>GRAND TOTAL</b>		<b>69,194.90</b>	<b>71,900.86</b>	<b>2,705.96</b>



# CERTIFICATION OF SCHOOL TAXABLE VALUE

DR-420S  
R. 5/13  
Rule 12D-16.002, FAC  
Effective 5/13  
Provisional

Year : 2021	County : OSCEOLA
-------------	------------------

Name of School District :  
SCHOOL DISTRICT OF OSCEOLA COUNTY

**SECTION I : COMPLETED BY PROPERTY APPRAISER. SEND TO SCHOOL DISTRICT**

1.	Current year taxable value of real property for operating purposes	\$	34,877,934,422	(1)
2.	Current year taxable value of personal property for operating purposes	\$	1,623,516,861	(2)
3.	Current year taxable value of centrally assessed property for operating purposes	\$	5,650,365	(3)
4.	Current year gross taxable value for operating purposes <i>(Line 1 plus Line 2 plus Line 3)</i>	\$	36,507,101,648	(4)
5.	Current year net new taxable value (Add new construction, additions, rehabilitative improvements increasing assessed value by at least 100%, annexations, and tangible personal property value over 115% of the previous year's value. Subtract deletions.)	\$	1,665,601,276	(5)
6.	Current year adjusted taxable value <i>(Line 4 minus Line 5)</i>	\$	34,841,500,372	(6)
7.	Prior year FINAL gross taxable value from prior year applicable Form DR-403 Series	\$	33,838,741,997	(7)
8.	Does the taxing authority levy a voted debt service millage or a millage voted for 2 years or less under s. 9(b), Article VII, State Constitution? <i>(If yes, complete and attach form DR-420DEBT, Certification of Voted Debt Millage.)</i>	<input type="checkbox"/> Yes <input checked="" type="checkbox"/> No		(8)

<b>SIGN HERE</b>	<b>Property Appraiser Certification</b>	I certify the taxable values above are correct to the best of my knowledge.		
	Signature of Property Appraiser :	Date :		
	Electronically Certified by Property Appraiser	6/30/2021 8:52 AM		

**SECTION II : COMPLETED BY SCHOOL DISTRICTS. RETURN TO PROPERTY APPRAISER**

Local board millage includes discretionary and capital outlay.				
9.	Prior year state law millage levy: Required Local Effort (RLE) <i>(Sum of previous year's RLE and prior period funding adjustment)</i>	3.7780	per \$1,000	(9)
10.	Prior year local board millage levy <i>(All discretionary millages)</i>	2.2480	per \$1,000	(10)
11.	Prior year state law proceeds <i>(Line 9 multiplied by Line 7, divided by 1,000)</i>	\$	127,842,767	(11)
12.	Prior year local board proceeds <i>(Line 10 multiplied by Line 7, divided by 1,000)</i>	\$	76,069,492	(12)
13.	Prior year total state law and local board proceeds <i>(Line 11 plus Line 12)</i>	\$	203,912,259	(13)
14.	Current year state law rolled-back rate <i>(Line 11 divided by Line 6, multiplied by 1,000)</i>	3.6693	per \$1,000	(14)
15.	Current year local board rolled-back rate <i>(Line 12 divided by Line 6, multiplied by 1,000)</i>	2.1833	per \$1,000	(15)
16.	Current year proposed state law millage rate <i>(Sum of RLE and prior period funding adjustment)</i>	3.6490	per \$1,000	(16)
17.	A. Capital Outlay	B. Discretionary Operating	C. Discretionary Capital Improvement	E. Additional Voted Millage
	1.5000	0.7480	0.0000	
Current year proposed local board millage rate <i>(17A plus 17B, plus 17C, plus 17D, plus 17E)</i>		2.2480	per \$1,000	(17)

18.	Current year state law proceeds <i>(Line 16 multiplied by Line 4, divided by 1,000)</i>	\$	133,214,414	(18)
19.	Current year local board proceeds <i>(Line 17 multiplied by Line 4, divided by 1,000)</i>	\$	82,067,965	(19)
20.	Current year total state law and local board proceeds <i>(Line 18 plus Line 19)</i>	\$	215,282,378	(20)
21.	Current year proposed state law rate as percent change of state law rolled-back rate <i>(Line 16 divided by Line 14, minus 1, multiplied by 100)</i>		-0.55	% (21)
22.	Current year total proposed rate as a percent change of rolled-back rate <i>{{(Line 16 plus Line 17) divided by (Line 14 plus Line 15)}, minus 1}, multiplied by 100</i>		0.76	% (22)

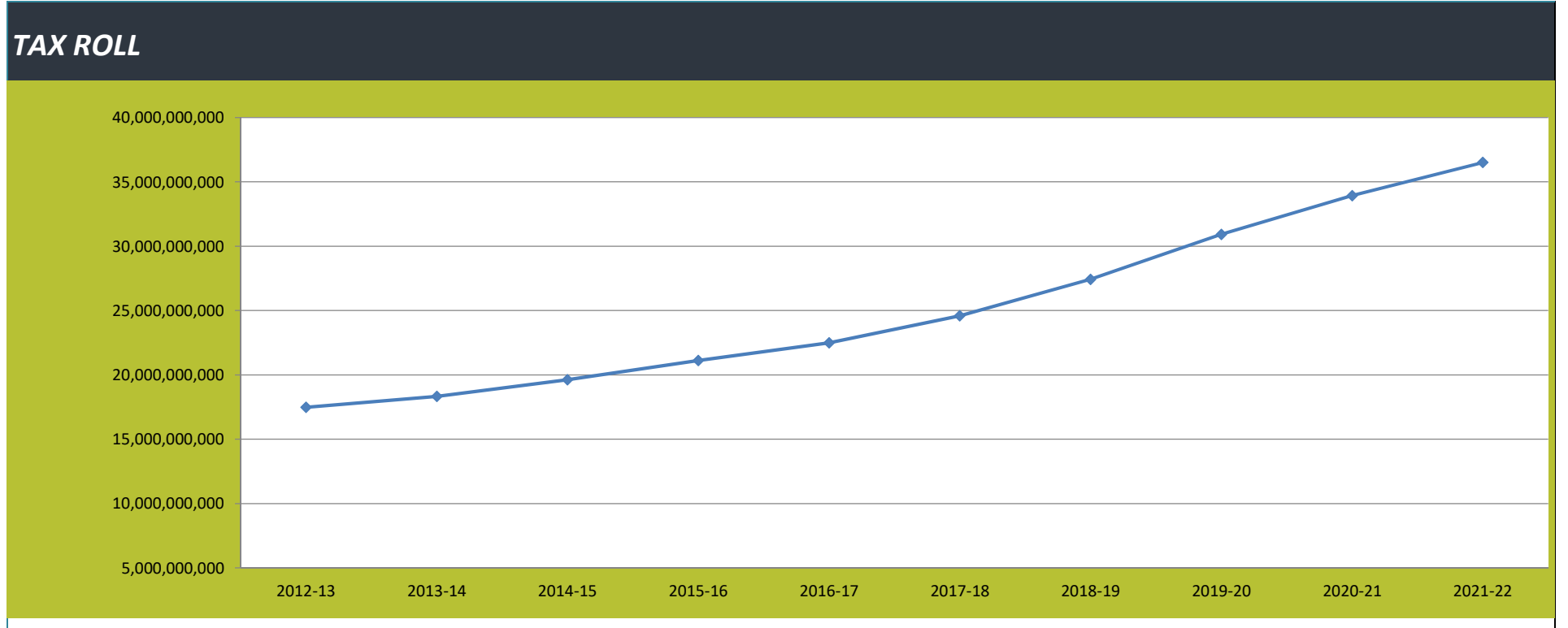
Final public budget hearing	Date : 9/7/2021	Time : 5:30 PM	Place : 817 Bill Beck Blvd, Kissimmee, FL 34744
-----------------------------	--------------------	-------------------	--

<b>S I G N  H E R E</b>	<b>Taxing Authority Certification</b>	I certify the millages and rates are correct to the best of my knowledge. The millages comply with the provisions of s. 200.065, F.S.		
	Signature of Chief Administrative Officer : Electronically Certified by Taxing Authority		Date : 8/4/2021 8:48 AM	
	Title : Dr. Debra Pace, Superintendent		Contact Name And Contact Title : Sarah E. Graber, CHIEF BUSINESS & FINANCE OFFICER	
	Mailing Address : SDOC ADMINISTRATION CENTER		Physical Address : 817 BILL BECK BLVD	
	City, State, Zip : KISSIMMEE, FL 34744		Phone Number : 407.870.4823	Fax Number : 407.518.2906

**THE SCHOOL DISTRICT OF OSCEOLA COUNTY, FLORIDA**  
**TAX MILLAGE AND LEVY - HISTORICAL AND PROJECTED**

Millage History	2012-13	2013-14	2014-15	2015-16	2016-17	2017-18	2018-19	2019-20	2020-21	2021-22
Required Local Effort (RLE)	5.054	5.261	5.104	5.009	4.643	4.501	4.161	3.984	3.761	3.639
RLE Prior Period Adjustment	0.021	0.000	0.023	0.004	0.014	0.000	0.002	0.008	0.017	0.010
Discretionary	0.748	0.748	0.748	0.748	0.748	0.748	0.748	0.748	0.748	0.748
Supplemental Discretionary	0.000	0.000	0.000	0.000	0.000	0.000	0.000	0.000	0.000	0.000
Subtotal Operating	5.823	6.009	5.875	5.761	5.405	5.249	4.911	4.740	4.526	4.397
Capital Outlay	1.500	1.500	1.500	1.500	1.500	1.500	1.500	1.500	1.500	1.500
Debt Service	0.000	0.000	0.000	0.000	0.000	0.000	0.000	0.000	0.000	0.000
Total	7.323	7.509	7.375	7.261	6.905	6.749	6.411	6.240	6.026	5.897

Percentage Change	-1.8%	2.5%	-1.8%	-1.5%	-4.9%	-2.3%	-5.0%	-2.7%	-3.4%	-2.1%
-------------------	-------	------	-------	-------	-------	-------	-------	-------	-------	-------



Tax Roll History	2012-13	2013-14	2014-15	2015-16	2016-17	2017-18	2018-19	2019-20	2020-21	2021-22
Final Tax Roll	17,486,188,635	18,327,239,420	19,627,447,692	21,129,933,005	22,494,745,613	24,597,378,050	27,418,836,008	30,918,572,157	33,938,986,737	36,507,101,648
Percentage Change	-7.45%	4.81%	7.09%	7.66%	6.46%	9.35%	11.47%	12.76%	9.77%	7.57%
Total Tax Levy	128,051,359	137,619,241	144,752,427	153,424,444	155,326,218	166,007,704	175,782,158	192,931,890	204,516,334	215,282,378
Percentage Change	-7.45%	7.47%	5.18%	5.99%	1.24%	6.88%	5.89%	9.76%	6.00%	5.26%



**THE SCHOOL DISTRICT OF OSCEOLA COUNTY, FLORIDA**  
**FLORIDA EDUCATION FINANCE PROGRAM (FEFP) FUNDING COMPARISON**

Line	DESCRIPTION	2021	2022	Change	% Change
		Fourth Calculation	Second Calculation		
<b>1</b>	<b>Unweighted FTE</b>				
2	Traditional	51,549.52	52,742.56	1,193.04	2.31%
3	Charter	15,459.88	16,146.20	686.32	4.44%
4	McKay	920.00	920.34	0.34	0.04%
5	Family Empowerment	1,265.50	1,288.77	23.27	1.84%
6	Undistributed	0.00	803.00	803.00	n/a
7	<b>Total Unweighted FTE</b>	<b>69,194.90</b>	<b>71,900.86</b>	<b>2,705.96</b>	<b>3.91%</b>
8	<b>Total Weighted FTE</b>	<b>75,571.41</b>	<b>78,828.42</b>	<b>3,257.01</b>	<b>4.31%</b>
9	Weighted to Unweighted FTE Ratio	1.0922	1.0963	0.0042	0.38%
<b>10</b>	<b>Tax Roll - School Taxable Value</b>	<b>33,938,986,737</b>	<b>36,507,101,648</b>	<b>2,568,114,911</b>	<b>7.57%</b>
11	Required Local Effort Millage	3.761	3.639	(0.122)	-3.24%
12	Prior Period Adjustment Millage	0.017	0.010	(0.007)	-41.18%
13	Basic Discretionary Millage	0.748	0.748	0.000	0.00%
14	<b>Total Millage</b>	<b>4.526</b>	<b>4.397</b>	<b>(0.129)</b>	<b>-2.85%</b>
15	Base Student Allocation	4,319.49	4,372.91	53.42	1.24%
16	District Cost Differential	0.9890	0.9888	(0.0002)	-0.02%
17	BSA * DCD	4,271.98	4,323.93	51.96	1.22%
<b>18</b>	<b>FEFP Detail</b>				
19	Base FEFP (WFTE x BSA x DCD)	322,839,221	340,848,839	18,009,618	5.58%
20	0.748 Mills Discretionary Compression	17,190,089	18,682,719	1,492,630	8.68%
21	DJ Supplemental Allocation	65,974	70,117	4,143	6.28%
22	Safe Schools	3,778,510	3,871,580	93,070	2.46%
23	ESE Guaranteed Allocation	20,907,074	21,681,225	774,151	3.70%
24	Supplemental Academic Instruction (SAI)	15,181,819	15,868,808	686,989	4.53%
25	Instructional Materials	5,630,176	6,407,922	777,746	13.81%
26	Student Transportation	12,236,144	12,463,165	227,021	1.86%
27	Teacher Classroom Supply Assistance Prog	1,353,887	1,382,898	29,011	2.14%
28	Reading Allocation	3,048,572	3,106,391	57,819	1.90%
29	Digital Classrooms Allocation	117,567	117,879	312	0.27%
30	Virtual Education Contribution	0	0	0	n/a
31	Mental Health Allocation	2,426,411	2,922,503	496,092	20.45%
32	Funding Compression Allocation	3,729,136	5,341,846	1,612,710	43.25%
33	Best & Brightest Teacher/Principal Allocation	0	0	0	n/a
34	Florida Classroom Teacher Compensation	12,106,399	13,542,392	1,435,993	11.86%
35	<b>Total FEFP</b>	<b>420,610,979</b>	<b>446,308,284</b>	<b>25,697,305</b>	<b>6.11%</b>
<b>36</b>	<b>Adjustments</b>				
37	Required Local Effort Taxes	(122,538,748)	(127,535,369)	(4,996,621)	4.08%
38	Proration to Funds Available	(1,482,513)	0	1,482,513	-100.00%
39	<b>Total Adjustments</b>	<b>(124,021,261)</b>	<b>(127,535,369)</b>	<b>(3,514,108)</b>	<b>2.83%</b>
40	<b>Net State FEFP</b>	<b>296,589,718</b>	<b>318,772,915</b>	<b>22,183,197</b>	<b>7.48%</b>
<b>41</b>	<b>Lottery Funds</b>				
42	Discretionary Lottery	0	0	0	n/a
43	School Recognition	0	0	0	n/a
44	<b>Total Lottery Funding</b>	<b>0</b>	<b>0</b>	<b>0</b>	<b>n/a</b>
<b>45</b>	<b>State Categorical Programs</b>				
46	Class Size Reduction	76,538,873	71,611,395	(4,927,478)	-6.44%
47	<b>Total State Funding</b>	<b>373,128,591</b>	<b>390,384,310</b>	<b>17,255,719</b>	<b>4.62%</b>
<b>48</b>	<b>Local Funding:</b>				
49	Required Local Effort	122,538,748	127,535,369	4,996,621	4.08%
50	.748 Mills Discretionary Tax	24,370,908	26,215,020	1,844,112	7.57%
51	<b>Total Local Funding</b>	<b>146,909,656</b>	<b>153,750,389</b>	<b>6,840,733</b>	<b>4.66%</b>
52	<b>Total State and Local Funding*</b>	<b>520,038,247</b>	<b>544,134,699</b>	<b>24,096,452</b>	<b>4.63%</b>
53	\$ Per Unweighted FTE Total*	7,515.56	7,567.85	52.29	0.70%
54	\$ Per Weighted FTE Total	6,881.42	6,902.77	21.35	0.31%

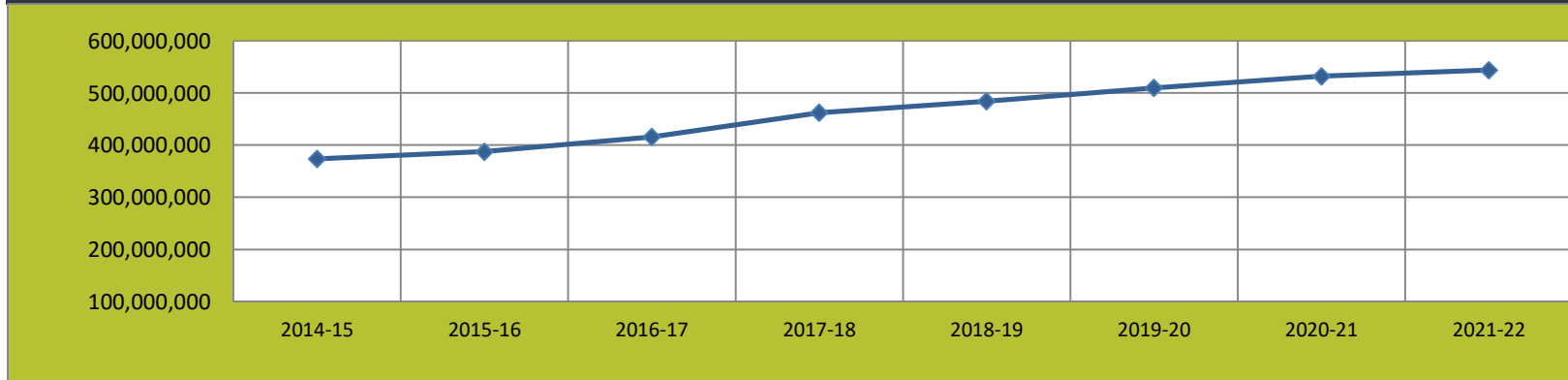
**\*2021 Funding Impact of of EO-07**

Emergency Order Funding Adjustment	\$	12,039,795.0
Adjusted Total State and Local Funding	\$	532,078,042.0
Adjusted \$ per Unweighted FTE	\$	7,689.56

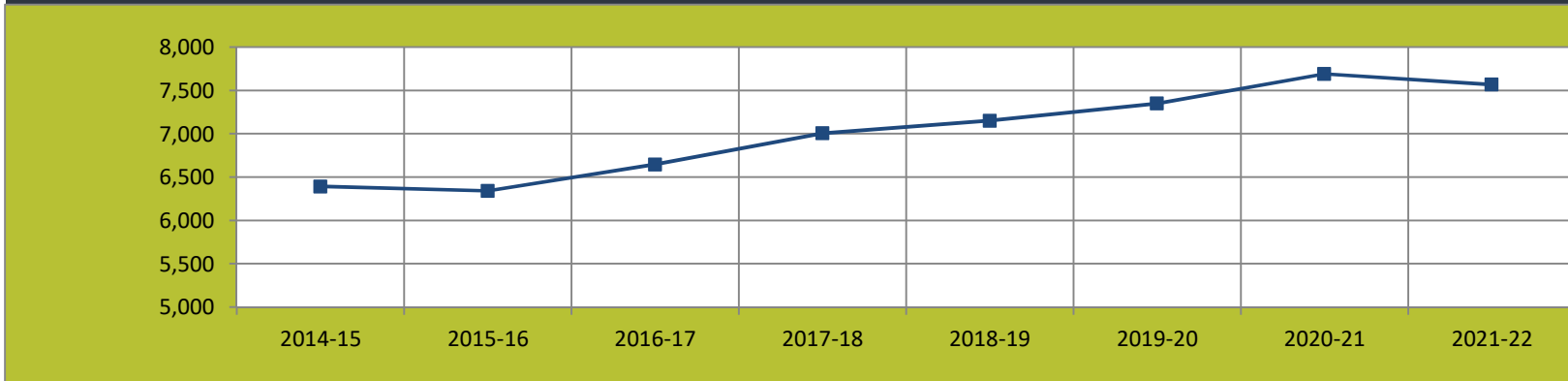
**THE SCHOOL DISTRICT OF OSCEOLA COUNTY, FLORIDA**  
**TOTAL AND PER FTE FUNDING - HISTORICAL AND PROJECTED**

	2014-15	2015-16	2016-17	2017-18	2018-19	2019-20	2020-21	2021-22
	Final	Final	Final	Final	Final	Final	4th FEFP Calc*	2nd Calc
Total Funding	373,647,023	387,651,506	415,958,062	462,397,943	484,304,635	509,887,770	532,078,042	544,134,699
\$ Per Student	6,391	6,340	6,646	7,005	7,151	7,349	7,690	7,568
UFTE	58,465	61,141	62,592	66,010	67,724	69,378	69,195	71,901

**Total FEFP Funding**



**FEFP Revenue Per Student**



**\*Total Funding for the 2020-21 4th FEFP Calculation includes the \$12.0 million Emergency Order Funding Adjustment.**

**2021-2022 FEFP SECOND CALCULATION  
Total Funding per Student**

Rank	Dist No.	District	Total Funding per FTE
1	44	Monroe	10,359.25
2	33	Jefferson	9,576.58
3	11	Collier	9,250.62
4	39	Liberty	8,765.27
5	66	Walton	8,684.53
6	58	Sarasota	8,620.57
7	19	Franklin	8,607.14
8	21	Gilchrist	8,488.79
9	22	Glades	8,478.50
10	23	Gulf	8,376.52
11	7	Calhoun	8,354.51
12	50	Palm Beach	8,333.37
13	43	Martin	8,292.73
14	34	Lafayette	8,278.50
15	67	Washington	8,253.37
16	24	Hamilton	8,238.24
17	4	Bradford	8,199.78
18	60	Sumter	8,198.28
19	8	Charlotte	8,133.28
20	38	Levy	8,117.99
21	30	Holmes	8,095.65
22	62	Taylor	8,070.28
23	36	Lee	8,033.44
24	32	Jackson	7,994.47
25	15	Dixie	7,986.09
26	52	Pinellas	7,969.85
27	63	Union	7,953.49
28	13	Dade	7,912.93
29	40	Madison	7,908.28
30	31	Indian River	7,906.25
31	20	Gadsden	7,883.22
32	46	Okaloosa	7,861.82
33	3	Bay	7,830.98
34	14	De Soto	7,825.40
35	45	Nassau	7,810.93
36	2	Baker	7,809.49
37	6	Broward	7,798.83
38	56	St. Lucie	7,775.71
39	48	Orange	7,774.80
40	55	St. Johns	7,768.24
41	47	Okeechobee	7,761.91
42	16	Duval	7,739.47
43	54	Putnam	7,737.85
44	51	Pasco	7,724.70
45	65	Wakulla	7,719.26
46	29	Hillsborough	7,706.49
47	37	Leon	7,705.81
48	5	Brevard	7,704.13
49	9	Citrus	7,699.61
50	41	Manatee	7,697.54
51	57	Santa Rosa	7,656.95
52	27	Hernando	7,655.30
53	18	Flagler	7,652.91
54	12	Columbia	7,641.78
55	10	Clay	7,641.65
56	17	Escambia	7,639.43
57	25	Hardee	7,634.72
58	42	Marion	7,600.49
59	35	Lake	7,585.30
<b>60</b>	<b>49</b>	<b>Osceola</b>	<b>7,567.85</b>
61	53	Polk	7,567.37
62	28	Highlands	7,553.48
63	61	Suwannee	7,549.82
64	1	Alachua	7,537.00
65	64	Volusia	7,525.21
66	59	Seminole	7,458.51
67	26	Hendry	7,139.13

# FLORIDA EDUCATION FINANCE PROGRAM (FEFP) COMPONENTS

## **ADJUSTMENTS:**

The Department of Education is authorized to make prior year adjustments in the allocation of funds to a district for adjudication of litigation, mathematical errors, assessment roll change, FTE student membership errors, or allocation errors revealed in an audit report. If state revenue collections are not sufficient to fund the amount appropriated for the FEFP, a special session may be held to reduce the appropriation and allocations. If the program calculates an amount that exceeds the appropriation, a proration of available funds will be deducted from Districts' calculated funding in proportion to each district's relative share of state and local FEFP dollars. This procedure preserves equity in the distribution of available dollars.

## **BASE STUDENT ALLOCATION:**

The Base Student Allocation from state and local funds is determined annually by the Legislature and is a component in the calculation of Base Funding. For the 2021-22 fiscal year, the base student allocation is \$4,372.91.

## **BASE FUNDING:**

Base Funding is derived from the product of the weighted FTE (WFTE) students, multiplied by the Base Student Allocation and the District Cost Differential. For the 2021-22 fiscal year, the District's base funding per WFTE is \$4,323.93.

## **CATEGORICAL PROGRAM FUNDS:**

Categorical program funds are added to the FEFP allocation for districts. Currently, Class Size Reduction funding is the only FEFP revenue treated as a categorical. As a result of the voter-approved amendment to Article IX, Section 1, of the Florida Constitution regarding class size reduction, additional operating and capital outlay funds were appropriated to assist districts in their efforts to not exceed the class size maximums. Beginning with the 2010-11 school year, Florida classrooms may have no more than 18 students in grades PK-3, 22 students in grades 4-8, and 25 students in grades 9-12. The 2011 legislature amended Section 1003.03, Florida Statutes (F.S.), (Section 15, Chapter 2011-55, Laws of Florida), by providing class size flexibility to schools that enroll students after the October Student Membership Survey. Up to three students may be assigned to a teacher in grade group K-3. Up to five students may be assigned to a teacher

in grade groups 4-8 and 9-12. The district school board must develop a plan that provides that the school will be in full compliance by the next October student survey.

**DEPARTMENT OF JUVENILE JUSTICE (DJJ):**

The total K-12 weighted full-time equivalent student membership in juvenile justice education programs in each school district shall be multiplied by the amount of the state average class-size reduction factor multiplied by the District’s cost differential. An amount equal to the sum of this calculation shall be allocated in the FEFP to each school district to supplement other sources of funding for students in juvenile justice education programs.

**DECLINING ENROLLMENT SUPPLEMENT:**

The declining enrollment supplement is determined by comparing the unweighted FTE (UFTE) for the current year to the UFTE of the prior year. In those districts where there is a decline in UFTE, 25 percent of the decline is multiplied by the prior-year base funding per UFTE.

**DISCRETIONARY MILLAGE COMPRESSION (0.748 MILLS):**

If any school district levies the full 0.748 mill levy and it generates an amount of funds per unweighted FTE (UFTE) that is less than the state average amount per UFTE, the school district shall receive a discretionary millage compression supplement that, when added to the funds generated by the district’s 0.748 mill levy, shall be equal to the state average as provided in Section 1011.62(5), F.S.

**DISTRICT COST DIFFERENTIAL:**

Section 1011.62(2), F.S., requires the Commissioner to annually compute district cost differentials (DCDs) by adding each district’s Florida Price Level Index for the most recent three years and dividing the sum by three. The result is multiplied by 0.800, and 0.200 is added to the product to obtain the DCD. For the 2021-22 fiscal year, the DCD is 0.9888.

**EXCEPTIONAL STUDENT EDUCATION (ESE) GUARANTEED ALLOCATION:**

This allocation provides funding to support the additional cost for exceptional education students that are identified for services in program levels 111, 112, or 113. Funding is calculated based on a different methodology for exceptional students that are in a support level of 4 or 5.

## **FLORIDA DIGITAL CLASSROOMS ALLOCATION:**

H.B. 5101 created the Florida Digital Classrooms Allocation to support efforts to improve student performance outcomes by integrating technology in classroom teaching and learning. The District must adopt a district digital classrooms plan and submit the plan to the Department of Education for approval on an annual basis.

## **FLORIDA TEACHERS CLASSROOM SUPPLY ASSISTANCE:**

Pursuant to Section 1012.71, F.S., these funds are to be used only by classroom teachers for the purchase of classroom instructional materials and supplies for use in teaching students. The Florida Teachers Classroom Supply Assistance Program appropriation provides an allocation to each school district based on the district's prorated share of the total K-12 unweighted FTE student enrollment.

## **FUNDING COMPRESSION ALLOCATION:**

For the 2021-22 fiscal year, a non-recurring Funding Compression Allocation provides funding for school districts and developmental research schools whose total funds per FTE in the prior fiscal year were less than the statewide average.

## **INSTRUCTIONAL MATERIALS:**

The Instructional Materials allocation provides for core subject instructional materials, as well as library/media materials and science lab materials. These funds are allocated to provide growth and maintenance funding for each District school, to purchase dual enrollment textbooks, library/media and science lab materials, and to cover the cost of district-wide textbook adoptions.

Effective July 1, 2014, districts must spend at least 50% of this allocation to purchase digital instructional materials.

## **MENTAL HEALTH ALLOCATION:**

The Mental Health Assistance Allocation provides funding to school districts to help establish or expand school based mental health care. At least 90 percent of this allocation must be spent to provide mental health assessment, diagnosis, intervention, treatment and recovery services to students with one or more mental health or co-occurring substance abuse diagnosis and students at high risk of such diagnoses; and to coordinate such services with a student's primary care provider and the student's other mental health providers.

## **RESEARCH-BASED READING INSTRUCTION ALLOCATION:**

The Research-based Reading Instruction Allocation is designed to create a K-12 comprehensive, district-wide system of research-based reading instruction. The District uses these funds to support Reading Coach salaries, summer reading camp and other reading-based professional development. Effective July 1, 2016, charter schools shall be given a proportional share of the Research-Based Reading Instruction Allocation. Charter schools must ensure the funds received through this allocation are spent in accordance with section 1011.62(9)(c), Florida Statutes.

## **REQUIRED LOCAL EFFORT:**

The required local effort is subtracted from the state and local FEFP dollars. This is the amount of required local effort that each district must provide to participate in the Florida Education Finance Program. The Commissioner computes and certifies the required local effort millage rate for each district. For the current fiscal year FEFP calculation, each district's contribution for required local effort is the product of the certified mills times 96 percent of the taxable value for school purposes of the district. Section 1011.62(4), F.S., directs the Commissioner to adjust required local effort millage rates if the millage would produce more than 90 percent of a district's total FEFP entitlement.

The Department of Revenue provides the Commissioner with its most recent determination of the assessment level of the prior year's assessment roll for each district and for the state. A millage rate is computed based on the positive or negative variation of each district from the state average assessment level. The millage rate resulting from application of this equalization factor is added to the state average required local effort millage. The sum of these two rates becomes each district's certified required local effort millage.

Since the 2016-17 fiscal year, the State Legislature has implemented a "buy-down" of the Required Local Effort (RLE). This policy rolls back the RLE millage rate to ensure that any increase in statewide school taxable value does not yield more funding for the RLE.

## **SAFE SCHOOLS:**

The Safe Schools allocation shall be used to promote and create a safe learning environment for children to develop and learn. The funds are to be allocated so that each district is guaranteed a minimum amount of funding. If there is a remaining appropriation, 67 percent shall be allocated based on the most recent Florida Crime Index provided by the Department of Law Enforcement, and 33 percent shall be allocated based on each district's share of the state's total unweighted student enrollment. Funds must be used exclusively for employing or contracting for safe school officers, established or assigned under Section 1006.12, F.S.

## **SCHOOL RECOGNITION PROGRAM FUNDS & DISCRETIONARY LOTTERY:**

The State Legislature has the authority to appropriate for school recognition funds and district discretionary lottery funds. The first priority is to fund the Florida School Recognition Program, which is authorized by Section 1008.36, F.S. The Florida School Recognition Program provides monetary awards to schools that earn an “A” grade, improve at least one performance grade from the previous year, or sustain the previous year’s improvement of more than one letter grade. The funds can be used for nonrecurring bonuses to the faculty and staff, nonrecurring expenditures for educational equipment or materials, or for temporary personnel to assist the school in maintaining or improving student performance.

## **SPARSITY SUPPLEMENT:**

The FEFP recognizes the relatively higher operating cost of smaller districts due to sparse student population. This index is computed by dividing the FTE of the district by the number of permanent senior high school centers (not to exceed three). By Appropriations Act proviso, participation is limited to districts of 20,000 or fewer FTE.

## **STUDENT TRANSPORTATION:**

The Student Transportation allocation provides for safe and efficient transportation services in school districts to support student learning. The formula for allocating the funds is outlined in Section 1011.68, F.S., and contains the following provisions in the state allocation for student transportation: 1) students with special transportation needs earn a higher rate of funding than base students; 2) base funding for each district is established by the district's proportionate share of the total statewide students eligible for transportation; and 3) indices are applied that modify the base funding amount to reward more efficient bus utilization, compensate for rural population density, and adjust funding based on the cost of living. The funds are to be distributed based on the formula in Section 1011.68, F.S. The formula currently provides funding to support less than 50% of the District’s total transportation costs.

## **SUPPLEMENTAL ACADEMIC INSTRUCTION:**

The Supplemental Academic Instruction (SAI) component of the FEFP formula provides for additional funding to pay for supplemental and remedial instruction. The District’s SAI allocation supports the cost of remediation programs at each school, district-wide professional development, the Elementary Swim Program, ESE Summer School and other curriculum enhancement and assessment tools.

Part of this funding, together with funds provided through the Research-Based Reading Instruction Allocation and other available funds, shall be used by districts with one or more of the 300 lowest performing schools based on the state reading assessment to provide an additional hour of instruction beyond the normal school day for each day of the entire school year for intensive reading instruction for the students in each of these schools. Students enrolled



in these schools who have level 5 reading assessment scores may choose to participate in the additional hour of instruction on an optional basis. The District does not have any schools in this category.

### **VIRTUAL EDUCATION CONTRIBUTION:**

The virtual education contribution shall be allocated pursuant to the formula provided in Section 1011.62(11), F.S. to ensure that virtual schools receive no less than the funding per student prescribed in statute. The contribution for the 2021-22 fiscal year is based on funding of \$5,230 per FTE.

### **TEACHER SALARY INCREASE ALLOCATION:**

The Legislature may annually provide in the Florida Education Finance Program a Teacher Salary Increase Allocation to assist school districts in their recruitment and retention of classroom teachers and other instructional personnel. The amount of the allocation shall be specified in the General Appropriations Act and will be based on the school district's proportionate share of the base FEFP allocation. The funds must be used to increase the minimum base salary for full-time classroom teachers, as defined in F.S. 1012.01(2)(a), plus certified prekindergarten teachers funded in the Florida Education Finance Program, to at least \$47,500, or to the maximum amount achievable based on the allocation and as specified in the General Appropriations Act.

THE SCHOOL DISTRICT OF OSCEOLA COUNTY, FL

POLICY FOR EXPENDITURE OF LOTTERY FUNDS

<b>SCHOOL RECOGNITION FUNDS</b>	<b>\$ 0</b>
<b>DISCRETIONARY LOTTERY FUNDS</b>	<b>\$ 0</b>

---


Enhancement for the 2021-22 school year is defined as the expenditure of available Lottery dollars for the following purposes:

1. To provide School Recognition funds to qualifying schools;
2. To provide discretionary funding to School Advisory Councils to be used in support of the School Improvement Plan;
3. To continue programs which were previously funded through state funds;
4. To supplement partially funded state programs;
5. To provide start up supplies, books and equipment for new facilities and programs.

**BUDGET SUMMARY - ALL FUNDS**  
**SCHOOL DISTRICT OF OSCEOLA COUNTY, FLORIDA**  
**THE PROPOSED OPERATING BUDGET EXPENDITURES OF THE OSCEOLA COUNTY SCHOOL DISTRICT ARE 19.7%**  
**MORE THAN LAST YEAR'S TOTAL OPERATING EXPENDITURES.**  
**FISCAL YEAR 2021-22**

<u>PROPOSED MILLAGE LEVIES SUBJECT TO 10-MILL CAP:</u>			<u>PROPOSED MILLAGE LEVIES</u>		
Required Local Effort (Including Prior Period Funding Adjustment Millage)	3.6490	Discretionary Critical Needs (Operating)	0.0000		
Local Capital Improvement (Capital Outlay)	1.5000	Additional Millage Not to Exceed 4 Years (Operating)	0.0000	Operating or Capital Not to Exceed 2 Years	0.0000
Discretionary Operating	0.7480			Debt Service	0.0000
Discretionary Capital Improvement	0.0000			<b>TOTAL MILLAGE</b>	<b>5.8970</b>
			<u>NOT SUBJECT TO 10-MILL CAP:</u>		

	GENERAL FUND	SPECIAL REVENUE	DEBT SERVICE	CAPITAL PROJECTS	INTERNAL SERVICE	PERMANENT FUND	TOTAL ALL FUNDS
<b>ESTIMATED REVENUES:</b>							
Federal sources	2,570,000	283,893,723	2,215,107	-	-	-	288,678,830
State sources	385,474,479	453,306	630,850	8,976,162	-	-	395,534,797
Local sources	167,368,986	1,687,419	1,042,029	168,231,752	64,304,467	-	402,634,653
<b>TOTAL SOURCES</b>	<b>\$ 555,413,465</b>	<b>\$ 286,034,448</b>	<b>\$ 3,887,986</b>	<b>\$ 177,207,914</b>	<b>\$ 64,304,467</b>	<b>\$ -</b>	<b>\$ 1,086,848,280</b>
Transfers In	25,442,561	-	37,670,227	-	-	-	63,112,788
Fund Balances/Reserves/Net Assets	88,988,281	17,598,988	26,338,429	407,095,639	16,787,299	-	556,808,636
<b>TOTAL REVENUES, TRANSFERS &amp; BALANCES</b>	<b>\$ 669,844,307</b>	<b>\$ 303,633,436</b>	<b>\$ 67,896,642</b>	<b>\$ 584,303,553</b>	<b>\$ 81,091,766</b>	<b>\$ -</b>	<b>\$ 1,706,769,704</b>
<b>EXPENDITURES</b>							
Instruction	413,104,954	208,410,839	-	-	-	-	621,515,793
Pupil Personnel Services	29,047,246	5,689,247	-	-	-	-	34,736,493
Instructional Media Services	5,158,198	1,342,681	-	-	-	-	6,500,879
Instructional and Curriculum Development Services	16,618,795	11,051,609	-	-	-	-	27,670,404
Instructional Staff Training Services	5,843,535	7,833,028	-	-	-	-	13,676,563
Instruction Related Technology	2,267,906	9,724,282	-	-	-	-	11,992,188
School Board	1,554,229	-	-	-	-	-	1,554,229
General Administration	2,213,674	1,306,187	-	-	-	-	3,519,861
School Administration	26,416,243	6,454	-	-	-	-	26,422,697
Facilities Acquisition and Construction	12,964,956	1	-	237,819,214	-	-	250,784,171
Fiscal Services	2,585,096	-	-	-	-	-	2,585,096
Food Services	244,720	43,641,657	-	-	-	-	43,886,377
Central Services	8,541,140	1,425,711	-	-	62,714,367	-	72,681,218
Pupil Transportation Services	21,956,145	727,414	-	-	-	-	22,683,559
Operation of Plant	38,436,667	2,190	-	-	-	-	38,438,857
Maintenance of Plant	12,003,860	36,829	-	-	-	-	12,040,689
Administrative Technology Services	5,312,447	510,948	-	-	-	-	5,823,395
Community Services	5,135,438	1,400,294	-	-	-	-	6,535,732
Debt Services	-	-	39,278,794	-	-	-	39,278,794
<b>TOTAL EXPENDITURES</b>	<b>\$ 609,405,249</b>	<b>\$ 293,109,371</b>	<b>\$ 39,278,794</b>	<b>\$ 237,819,214</b>	<b>\$ 62,714,367</b>	<b>\$ -</b>	<b>\$ 1,242,326,995</b>
Transfers Out	-	-	-	63,112,788	-	-	63,112,788
Fund Balances/Reserves/Net Assets	60,439,058	10,524,065	28,617,848	283,371,551	18,377,399	-	401,329,921
<b>TOTAL APPROPRIATED EXPENDITURES</b>	<b>\$ 669,844,307</b>	<b>\$ 303,633,436</b>	<b>\$ 67,896,642</b>	<b>\$ 584,303,553</b>	<b>\$ 81,091,766</b>	<b>\$ -</b>	<b>\$ 1,706,769,704</b>



# Resolutions



## Resolution Number 22-004

Please return completed form to:  
 Florida Department of Education  
 Office of Funding & Financial Reporting  
 325 West Gaines Street, Room 814  
 Tallahassee, Florida 32399-0400

### FLORIDA DEPARTMENT OF EDUCATION RESOLUTION DETERMINING REVENUES AND MILLAGES LEVIED

RESOLUTION OF THE DISTRICT SCHOOL BOARD OF OSCEOLA COUNTY, FLORIDA, DETERMINING THE AMOUNT OF REVENUES TO BE PRODUCED AND THE MILLAGE TO BE LEVIED FOR THE GENERAL FUND, FOR THE DISTRICT LOCAL CAPITAL IMPROVEMENT FUND AND FOR DISTRICT DEBT SERVICE FUNDS FOR THE FISCAL YEAR BEGINNING JULY 1, 2021, AND ENDING JUNE 30, 2022.

WHEREAS, section 1011.04, Florida Statutes (F.S.), requires that, upon receipt of the certificate of the property appraiser giving the assessed valuation of the county and of each of the special tax school districts, the school board shall determine, by resolution, the amounts necessary to be raised for current operating purposes and for debt service funds and the millage to be levied for each such fund, including the voted millage; and

WHEREAS, s. 1011.71, F.S., provides for the amounts necessary to be raised for local capital improvement outlay and the millage to be levied; and

WHEREAS, the certificate of the property appraiser has been received;

THEREFORE, BE IT RESOLVED by the district school board that the amounts necessary to be raised, as shown by the officially adopted budget, and the millages necessary to be levied for each school fund of the district for the fiscal year are as follows:

1. DISTRICT SCHOOL TAX (nonvoted levy)

a) Certified taxable value	b) Description of levy	c) Amount to be raised	d) Millage levy
\$ <u>36,507,101,648</u>	Required Local Effort	\$ <u>127,535,370</u>	<u>3.6390</u> mills <small>s. 1011.62(4), F.S.</small>
	Prior-Period Funding Adjustment Millage	\$ <u>350,469</u>	<u>0.0100</u> mills <small>s. 1011.62(4)(e), F.S.</small>
	Total Required Millage	\$ <u>127,885,839</u>	<u>3.6490</u> mills

2. DISTRICT SCHOOL TAX DISCRETIONARY MILLAGE (nonvoted levy)

a) Certified taxable value	b) Description of levy	c) Amount to be raised	d) Millage levy
\$ <u>36,507,101,648</u>	Discretionary Operating	\$ <u>26,215,020</u>	<u>0.7480</u> mills <small>s. 1011.71(1), F.S.</small>

3. DISTRICT SCHOOL TAX ADDITIONAL MILLAGE (voted levy)

a) Certified taxable value	b) Description of levy	c) Amount to be raised	d) Millage levy
\$ _____	Additional Operating	\$ _____	_____ mills <small>ss. 1011.71(9) and 1011.73(2), F.S.</small>
	Additional Capital Improvement	\$ _____	_____ mills <small>s. 1011.73(1), F.S.</small>

4. DISTRICT LOCAL CAPITAL IMPROVEMENT TAX (nonvoted levy)

a) Certified taxable value	b) Description of levy	c) Amount to be raised	d) Millage levy
\$ <u>36,507,101,648</u>	Local Capital Improvement	\$ <u>52,570,227</u>	<u>1.5000</u> mills <small>s. 1011.71(2), F.S.</small>
	Discretionary Capital Improvement	\$ <u>0</u>	<u>          </u> mills <small>s. 1011.71(3), F.S.</small>

5. DISTRICT DEBT SERVICE TAX (voted levy)

a) Certified taxable value	b) Description of levy	c) Amount to be raised	d) Millage levy
\$ _____	_____	\$ _____	_____ mills <small>s. 1010.40, F.S.</small>
	_____	\$ _____	_____ mills <small>s. 1011.74, F.S.</small>
	_____	\$ _____	_____ mills

6. THE TOTAL MILLAGE RATE TO BE LEVIED  EXCEEDS  IS LESS THAN THE ROLLED-BACK RATE COMPUTED PURSUANT TO S. 200.065(1), F.S., BY 0.76 PERCENT.

STATE OF FLORIDA

COUNTY OF OSCEOLA

I, Dr. Debra Pace, superintendent of schools and ex-officio secretary of the District School Board of Osceola County, Florida, do hereby certify that the above is a true and complete copy of a resolution passed and adopted by the District School Board of Osceola County, Florida, on September 7, 2021.

\_\_\_\_\_  
Signature of District School Superintendent

September 7, 2021  
\_\_\_\_\_  
Date of Signature

Note: Copies of this resolution shall be sent to the Florida Department of Education, School Business Services, Office of Funding and Financial Reporting, 325 West Gaines Street, Room 814, Tallahassee, Florida 32399-0400; county tax collector; and county property appraiser.

## Resolution Number 22-005

### RESOLUTION ADOPTING FINAL BUDGET

A RESOLUTION OF THE OSCEOLA COUNTY SCHOOL BOARD ADOPTING THE FINAL BUDGET FOR FISCAL YEAR 2021-22.

WHEREAS, the School Board of Osceola County, Florida, did, pursuant to Chapters 200 and 1011, Florida Statutes, approve final millage rates and a final budget for the fiscal year July 1, 2021 to June 30, 2022; and

WHEREAS, the Osceola County School Board set forth the appropriations and revenue estimate for the Budget for fiscal year 2021-2022.

WHEREAS, at the public hearing and in full compliance with Chapter 200, Florida Statutes, the Osceola County School Board adopted the final millage rates and the budget in the amount of **\$1,706,769,704** for fiscal year 2021-2022.


NOW THEREFORE, BE IT RESOLVED:

That the attached budget of Osceola County School Board, including the millage rates as set forth therein, is hereby adopted by the School Board of Osceola County as a final budget for the categories indicated for the fiscal year July 1, 2021 to June 30, 2022.

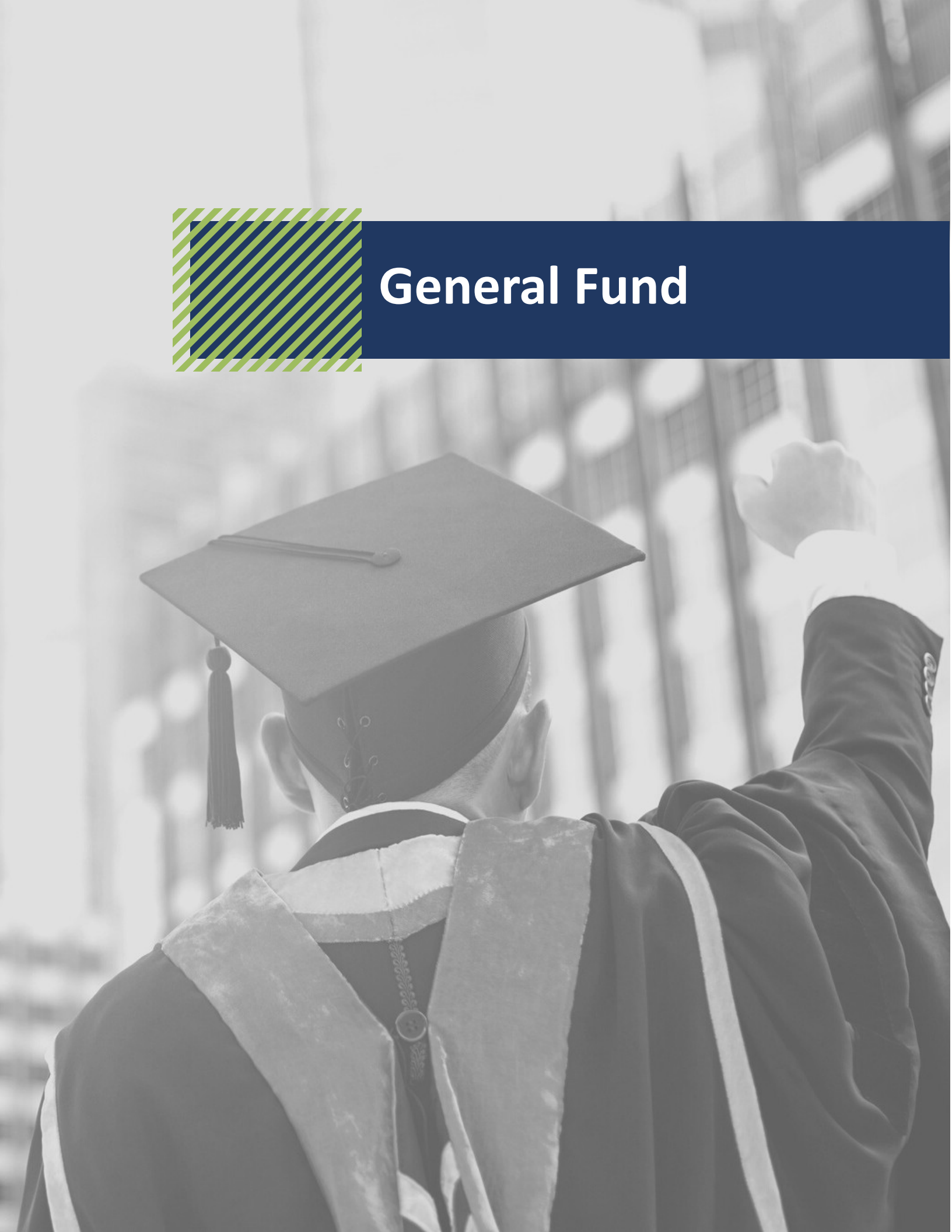
---

Chairman

September 7, 2021



# General Fund





# FUND 100

## GENERAL FUND BUDGET

This fund is often referred to as the Operating Budget.

The major revenue sources for the General Fund are the Florida Education Finance Program (FEFP) and local discretionary taxes. Other significant revenue sources are Medicaid, Workforce Development, Voluntary Pre-Kindergarten, and transfers from the Capital Projects Fund.

Appropriations include most of the District's salaries and benefits, utilities, supplies, technology, transportation costs, and other operating expenses. The District has more discretion in appropriating General Fund revenues than other funds. However, even within the General Fund, much of the revenue is restricted for specified purposes (e.g., Reading, Supplemental Academic Instruction, Safe Schools, Mental Health, Teachers Classroom Supply Assistance Program, School Recognition).

Fund balances in the General Fund are the District's reserves against revenue shortfalls, emergencies, and other unplanned needs.

**THE SCHOOL DISTRICT OF OSCEOLA COUNTY, FL**  
**GENERAL FUND LONG RANGE FORECAST**

	2018-19	2019-20	2020-21	2021-22	2022-23	2023-24	2024-25	2025-26
1 % Change in FEFP Funding per Student	2.08%	2.74%	4.67%	-1.58%	1.00%	1.00%	1.00%	1.00%
2 Beginning Fund Balance	68.4	68.9	77.9	88.9	91.1	91.7	87.8	79.6
3 Revenues	537.4	551.2	561.3	580.9	594.3	606.2	618.7	636.7
4 Projected Expenditures	536.8	542.2	550.3	578.7	593.7	610.2	626.9	644.3
5 Operating Surplus/(Deficit)	0.5	9.0	11.0	2.2	0.6	-3.9	-8.2	-7.6
<b>6 Total Ending Fund Balance</b>	<b>68.9</b>	<b>77.9</b>	<b>88.9</b>	<b>91.1</b>	<b>91.7</b>	<b>87.8</b>	<b>79.6</b>	<b>72.0</b>
<b>Ending Fund Balance by Category:</b>								
7 Nonspendable	2.4	3.2	3.0	3.0	3.0	3.0	3.0	3.0
8 Restricted	15.4	20.0	24.2	24.2	20.2	18.2	16.2	14.2
9 Assigned	6.9	4.9	6.5	6.5	10.4	14.7	14.1	9.4
10 Unassigned 6% Board Policy Reserve	32.2	33.1	33.7	34.9	35.7	36.4	37.1	38.2
11 Unassigned	12.0	16.7	21.5	22.5	22.4	15.5	9.2	7.2
<b>12 Total Ending Fund Balance</b>	<b>68.9</b>	<b>77.9</b>	<b>88.9</b>	<b>91.1</b>	<b>91.7</b>	<b>87.8</b>	<b>79.6</b>	<b>72.0</b>
13 Financial Condition Ratio *	9.5%	10.1%	11.2%	11.0%	11.5%	10.9%	9.6%	8.5%

\*Assigned and Unassigned Fund Balance as a % of Expenditures

**Assumptions:**

- Average FTE student growth of 2% in FY 2023-2026
- No salary increases in FY 2024-2026
- Capital transfer reductions in FY 2023-25

Note: Totals are subject to rounding variances

**THE SCHOOL DISTRICT OF OSCEOLA COUNTY, FL**

**GENERAL FUND BUDGET SUMMARY**

Fiscal Year Ending June 30, 2022

As of the Second Calculation

<b>BEGINNING FUND BALANCE</b>			
1	Non-spendable - Inventory		2,976,253
2	Restricted for State Categorical Programs		17,919,769
3	Restricted for Other Grants and Programs		6,271,225
4	Assigned for Contract Commitments		1,532,559
5	Assigned for Carryover Appropriations		4,987,074
6	Assigned for Projected Operating Deficit		-
7	Unassigned - 6% Minimum per Board		33,700,000
8	Unassigned Fund Balance		<u>21,601,401</u>
9	<b>Total Beginning Fund Balance</b>		<u><u>88,988,281</u></u>
<b>ESTIMATED REVENUES</b>			
10	Florida Education Finance Program	0310	304,201,717 52.4%
11	District School Taxes	0411	154,100,857 26.5%
12	Class Size Reduction	0355	71,611,395 12.3%
13	Transfer From Capital Projects	0630	25,442,561 4.4%
14	Miscellaneous Local	049?	6,998,129 1.2%
15	Workforce Development	0315	6,731,307 1.2%
16	Child Care Fees	047?	2,791,600 0.5%
17	Voluntary Pre-K Program	0371	2,570,000 0.4%
18	Medicaid Reimbursement	0202	2,000,000 0.3%
19	Adult Education Fees	046?	1,510,000 0.3%
20	Rent/ Facilities Use Fees	0425	763,400 0.1%
21	Interest On Investments	043?	750,000 0.1%
22	R.O.T.C.	0191	570,000 0.1%
23	Gifts, Grants, and Bequests	0440	305,000 0.1%
24	State License Tax	0343	165,000 0.0%
25	Insurance Loss Recovery	0741	100,000 0.0%
26	Workforce Performance Based Incentives	0317	87,000 0.0%
27	Miscellaneous State	0399	70,560 0.0%
28	Tax Redemptions	0421	50,000 0.0%
29	CO&DS Withheld For Admin Expense	0323	37,500 0.0%
30	Misc Federal through State	0299	- 0.0%
31	Discretionary Lottery	0344	- 0.0%
32	School Recognition Funds	0361	- 0.0%
31	Transfer from Special Revenue	0640	- 0.0%
32	<b>Total Estimated Revenues</b>		<u><u>580,856,026</u></u> 100.0%
<b>APPROPRIATIONS</b>			
33	Salaries and Benefits	1	371,517,931 64.2%
34	Charter Schools	2	123,933,138 21.4%
35	Categoricals/Restricted Programs	3	24,225,120 4.2%
36	Line Items Non-Salary	4	22,977,149 4.0%
37	School and Department Non-Salary	5	15,313,259 2.6%
38	Utilities and Fuel	6	14,935,000 2.6%
39	Holdback - Undistributed FTE	7	5,757,481 1.0%
40	Family Empowerment Scholarship Program	8	- 0.0%
41	McKay Scholarship Program	9	- 0.0%
42	<b>Current Appropriations</b>		<u><u>578,659,078</u></u> 100.0%
43	Projected Operating Surplus/(Deficit)		<u>2,196,949</u>
44	Carryover Appropriations		<u>30,746,171</u>
45	<b>Total Appropriations</b>		<u><u>609,405,249</u></u>
<b>PROJECTED ENDING FUND BALANCE</b>			
46	Non Spendable - Inventory		2,976,253
47	Restricted for State Categorical Programs		-
48	Restricted for Other Grants and Programs		-
49	Assigned for Contract Commitments		-
50	Assigned for Carryover Appropriations		-
51	Assigned for Projected Operating Deficit		-
52	Unassigned - 6% Reserve per Board		34,900,000
53	Unassigned Fund Balance		<u>22,562,805</u>
54	<b>Total Projected Ending Fund Balance</b>		<u><u>60,439,058</u></u>

**THE SCHOOL DISTRICT OF OSCEOLA COUNTY, FL**  
**GENERAL FUND - ESTIMATED REVENUES AND BEGINNING FUND BALANCE**

Source	ACCT. NO.	2021-22 Budget	2020-21 Actual	Difference
<b>FEDERAL:</b>				
ROTC	191	570,000.00	566,819.66	3,180.34
Medicaid Reimbursement	202	2,000,000.00	2,369,078.42	(369,078.42)
Total Federal		2,570,000.00	2,935,898.08	(365,898.08)
<b>STATE:</b>				
Florida Education Finance Program*	310	304,201,717.00	293,943,388.00	10,258,329.00
Workforce Development	315	6,731,307.00	6,731,307.00	-
Workforce Development Performance Incentives	317	87,000.00	87,000.00	-
CO & DS Withheld for Administrative Expense	323	37,500.00	40,888.74	(3,388.74)
State License Tax	343	165,000.00	173,954.89	(8,954.89)
Discretionary Lottery Funds	344	-	-	-
Class Size Reduction	355	71,611,395.00	76,538,873.00	(4,927,478.00)
School Recognition Funds	361	-	-	-
Voluntary Prekindergarten	371	2,570,000.00	2,349,285.22	220,714.78
Miscellaneous State*	399	70,560.00	1,423,059.13	(1,352,499.13)
Total State		385,474,479.00	381,287,755.98	4,186,723.02
<b>LOCAL:</b>				
District School Tax - Required Local Effort (RLE)	411	127,535,369.00	122,619,047.68	4,916,321.32
District School Tax - RLE Prior Period Adjustment	411	350,468.00	553,884.00	(203,416.00)
District School Tax - Discretionary Millage	411	26,215,020.00	24,370,908.00	1,844,112.00
Tax Redemptions	421	50,000.00	51,823.54	(1,823.54)
Facility Use Fees/Rent	425	763,400.00	943,857.01	(180,457.01)
Interest, Including Profit on Investments	43X	750,000.00	746,819.29	3,180.71
Gifts, Grants, & Bequests*	440	305,000.00	920,951.53	(615,951.53)
Adult Education Fees	46X	1,510,000.00	1,484,960.43	25,039.57
Pre-K Early Intervention Fees	472	291,600.00	290,248.80	1,351.20
School Aged Child Care Fees	473	2,500,000.00	1,997,890.74	502,109.26
Bus Fees	491	10,000.00	9,114.50	885.50
Bus Fees School Activities	492	10,000.00	11,825.23	(1,825.23)
Sale of Surplus Property	493	100,000.00	183,960.38	(83,960.38)
Federal Indirect Cost	494, 499	3,500,000.00	2,748,580.90	751,419.10
Miscellaneous Local Sources*	495	3,378,129.45	3,426,099.45	(47,970.00)
Insurance Loss Recovery	741	100,000.00	165,842.40	(65,842.40)
Total Local		167,368,986.45	160,525,813.88	6,843,172.57
<b>OTHER SOURCES:</b>				
Transfers In*	6X0	25,442,561.00	16,599,098.73	8,843,462.27
Total Other Sources		25,442,561.00	16,599,098.73	8,843,462.27
<b>TOTAL EST REVENUE &amp; OTHER SOURCES</b>		580,856,026.45	561,348,566.67	19,507,459.78
<b>FUND BALANCE AT BEGINNING OF YEAR:</b>				
Nonspendable - Inventory	2711	2,976,253.19	3,175,284.45	(199,031.26)
Restricted for State Categorical Programs **	2723	17,919,768.56	12,139,409.09	5,780,359.47
Restricted for Other Grants and Programs **	2729	6,271,225.01	7,925,231.07	(1,654,006.06)
Assigned for Contract Commitments **	2749	1,532,558.98	1,515,006.74	17,552.24
Assigned for Carryover Appropriations **	2749	4,987,074.11	3,381,485.90	1,605,588.21
Assigned for Projected Operating Deficit	2749	-	-	-
Unassigned - 6% Minimum per Board	2750	33,700,000.00	33,100,000.00	600,000.00
Unassigned	2750	21,601,400.64	16,708,925.72	4,892,474.92
Total Beginning Fund Balance	27XX	88,988,280.49	77,945,342.97	11,042,937.52
<b>TOTAL EST REVENUE AND BEGINNING FD BAL</b>		669,844,306.94	639,293,909.64	30,550,397.30

\* See Detail

\*\* Included in Carryover Appropriations

**THE SCHOOL DISTRICT OF OSCEOLA COUNTY, FL**  
**GENERAL FUND - ESTIMATED REVENUE DETAIL**

Object Number	Source	SubSource	Project Number	2021-22 Budget	2020-21 Actual	Difference
310	Florida Education Finance Prog	Digital Learning Allocation		117,879.00	117,504.00	375.00
310	Florida Education Finance Prog	Discretionary Tax Compression		18,682,719.00	17,047,178.00	1,635,541.00
310	Florida Education Finance Prog	DJJ Supplement		70,117.00	68,396.00	1,721.00
310	Florida Education Finance Prog	ESE Guarantee		21,681,225.00	21,512,975.00	168,250.00
310	Florida Education Finance Prog	Funding Compression Allocation		5,341,846.00	3,650,956.00	1,690,890.00
310	Florida Education Finance Prog	Instructional Materials		6,407,922.00	6,145,009.00	262,913.00
310	Florida Education Finance Prog	Mental Health Allocation		2,922,503.00	2,418,018.00	504,485.00
310	Florida Education Finance Prog	Reading		3,106,391.00	3,056,613.00	49,778.00
310	Florida Education Finance Prog	Safe Schools		3,871,580.00	3,768,698.00	102,882.00
310	Florida Education Finance Prog	Supplemental Academic Instruction		15,868,808.00	15,701,357.00	167,451.00
310	Florida Education Finance Prog	Teacher Salary Allocation		13,542,392.00	12,106,399.00	1,435,993.00
310	Florida Education Finance Prog	Teacher Classroom Supply Assistance		1,382,898.00	1,353,887.00	29,011.00
310	Florida Education Finance Prog	Transportation		12,463,165.00	12,236,144.00	227,021.00
310	Florida Education Finance Prog	Unrestricted FEFP		198,742,272.00	216,830,200.00	(18,087,928.00)
<b>Total Florida Education Finance Prog</b>				<b>304,201,717.00</b>	<b>293,943,388.00</b>	<b>(11,811,617.00)</b>
399	Misc State	State of Florida Adoption Benefits	1360991	-	30,000.00	(30,000.00)
399	Misc State	Safety and Security School Bldgs Grant	13627X1	-	1,429,244.10	(1,429,244.10)
399	Misc State	Criminal Justice Academy	13629X1	70,560.00	42,788.97	27,771.03
399	Misc State	Pathways to Career Opportunities	1363X01	-	(98,793.75)	98,793.75
399	Misc State	Other Misc State		-	6,028.61	(6,028.61)
<b>Total Misc State</b>				<b>70,560.00</b>	<b>1,409,267.93</b>	<b>(1,332,679.32)</b>
440	Gifts/Grants	Florida Civics & Debate Init	1360011	-	4,000.00	(4,000.00)
440	Gifts/Grants	Osc Betterment-Eagle Const Pgm	1361011	-	3,500.00	(3,500.00)
440	Gifts/Grants	City Of St. Cloud	1361511	-	2,500.00	(2,500.00)
440	Gifts/Grants	Board Of Comm Cnty Betterment	1362111	-	5,000.00	(5,000.00)
440	Gifts/Grants	State Personnel Development	1364001	-	4,215.83	(4,215.83)
440	Gifts/Grants	Athletic Support	1367011	-	6,375.00	(6,375.00)
440	Gifts/Grants	Mycfe4schools Prog Donations	1400091	25,000.00	26,730.33	(1,730.33)
440	Gifts/Grants	Harmony Elementary School Gift	1410011	-	25,100.00	(25,100.00)
440	Gifts/Grants	School Donations/Mini Grants	1410111	-	1,560.00	(1,560.00)
440	Gifts/Grants	Walmart - Homeless Support	1460101	-	1,000.00	(1,000.00)
440	Gifts/Grants	Duke Energy COVID 19 Relief	1460111	-	10,000.00	(10,000.00)
440	Gifts/Grants	Walmart Homeless Support	1460211	-	7,000.00	(7,000.00)
440	Gifts/Grants	American Institute Fr Research	1460301	-	125,000.00	(125,000.00)
440	Gifts/Grants	Lockheed Martin-FIT COVID 19	1460311	-	10,000.00	(10,000.00)
440	Gifts/Grants	Project Lead the Way - PATHS	1460391	-	20,000.00	(20,000.00)
440	Gifts/Grants	Publix Families in Transition	1460411	-	1,000.00	(1,000.00)
440	Gifts/Grants	Advent Health-Healthy Habits	1460511	-	25,000.00	(25,000.00)
440	Gifts/Grants	Share our Strengths	1460711	-	67,000.00	(67,000.00)
440	Gifts/Grants	KUA FIT	1460811	-	4,000.00	(4,000.00)
440	Gifts/Grants	Nora Roberts Foundation	1460911	-	3,000.00	(3,000.00)
440	Gifts/Grants	Wawa Foundation - FIT	1461111	-	1,000.00	(1,000.00)
440	Gifts/Grants	Dollar General Literacy Foundation	1461211	-	3,000.00	(3,000.00)
440	Gifts/Grants	Board County Commissioners	1461311	-	170,700.00	(170,700.00)
440	Gifts/Grants	Whole Foods Market	1461501	-	1,250.00	(1,250.00)
440	Gifts/Grants	CFHLA Families in Transition	1461601	-	5,000.00	(5,000.00)
440	Gifts/Grants	Dr. Philips Charities COVID 19	1461711	-	100,000.00	(100,000.00)
440	Gifts/Grants	FL Literacy Coalition	1462111	-	5,000.00	(5,000.00)
440	Gifts/Grants	Valencia Readiness/Transition	1462651	280,000.00	252,500.00	27,500.00
440	Gifts/Grants	Toho Families in Trans (FIT)	1462711	-	5,000.00	(5,000.00)
440	Gifts/Grants	Allen Foundation	1462811	-	25,000.00	(25,000.00)
440	Gifts/Grants	NEA Foundation Learn & Leader	1464111	-	4,500.00	(4,500.00)
440	Gifts/Grants	Other Misc Gifts/Grants	0000000	-	(3,979.63)	3,979.63
<b>Total Gifts/Grants</b>				<b>305,000.00</b>	<b>920,951.53</b>	<b>(615,951.53)</b>
495	Misc Local	Certification Fees	0495001	-	78,470.28	(78,470.28)
495	Misc Local	Salaries Reimb from Internal	1000201	20,000.00	27,319.66	(7,319.66)
495	Misc Local	Bellalago Management Fee	1009011	1,000,000.00	1,089,614.13	(89,614.13)
495	Misc Local	Legal Fees	1010351	-	16,000.00	(16,000.00)
495	Misc Local	Fingerprinting	1010991	-	9,440.46	(9,440.46)
495	Misc Local	Replace Lost/Damaged Textbooks	1053001	-	1,311.40	(1,311.40)
495	Misc Local	Prof Dev Certification Prog	1092031	-	17,820.00	(17,820.00)
495	Misc Local	E-Rate Network	1101651	628,225.00	319,753.12	308,471.88
495	Misc Local	FDLRS-IDEA	1260601	14,000.00	13,807.72	192.28
495	Misc Local	Fee-based Adult Ed Programs	1400041	15,000.00	-	15,000.00
495	Misc Local	Dell Purchase Rebates	1400071	575,000.00	383,908.62	191,091.38
495	Misc Local	Fiscal Agent Fee	1400111	40,000.00	40,000.00	-
495	Misc Local	Dori Slosberg Traffic Educ Fnd	1400141	200,000.00	280,548.56	(80,548.56)
495	Misc Local	Educ Liaison Salary-CBC of Central Florida	1400169	55,231.86	59,821.46	(4,589.60)
495	Misc Local	Promotions/Pub Rel-Waste Serv	1400201	200,000.00	200,365.02	(365.02)
495	Misc Local	Restitution-Damaged Property	1400291	-	8,222.51	(8,222.51)
495	Misc Local	P-Card Rebates	1400331	500,000.00	479,490.13	20,509.87
495	Misc Local	Drug Testing	1400411	-	10,328.08	(10,328.08)
495	Misc Local	Pre-Employment Testing Parapro	1400421	-	60.00	(60.00)
495	Misc Local	Advertising/Comm Relations	1400451	-	89,733.24	(89,733.24)
495	Misc Local	Garnishment Fees and Deposits	1400561	-	927.00	(927.00)
495	Misc Local	Lost/Damaged Property	1400591	-	4,274.61	(4,274.61)
495	Misc Local	OCEA President's Salary	1461709	100,672.59	100,102.82	569.77
495	Misc Local	College Board Rebates	1463801	-	10,553.00	(10,553.00)
495	Misc Local	Cigna Wellness Funds	1467041	-	80,000.00	(80,000.00)
495	Misc Local	Central Fl Urban League	1467311	-	13,078.80	(13,078.80)
495	Misc Local	Employee Child Care	1900801	30,000.00	31,950.00	(1,950.00)
495	Misc Local	Other Misc Local	0000000	-	26,151.89	(26,151.89)
<b>Total Misc Local</b>				<b>3,378,129.45</b>	<b>3,393,052.51</b>	<b>(14,923.06)</b>
630	Transfers from Capital	Charter Capital (PECO)	1350314	7,976,162.00	7,976,189.00	(27.00)
630	Transfers from Capital	Maintenance (95% FUNC 8100)	1093401	9,208,717.00	3,000,000.00	6,208,717.00
630	Transfers from Capital	Other Maintenance Line Items	1010000	2,190,701.00	1,631,907.26	558,793.74
630	Transfers from Capital	Portable Rental	1932301	1,900,000.00	1,482,019.47	417,980.53
630	Transfers from Capital	Property Casualty Insurance	1010731	4,166,981.00	2,508,983.00	1,657,998.00
<b>Total Transfers from Capital</b>				<b>25,442,561.00</b>	<b>16,599,098.73</b>	<b>8,843,462.27</b>

**THE SCHOOL DISTRICT OF OSCEOLA COUNTY, FL**  
**GENERAL FUND - APPROPRIATIONS AND ENDING FUND BALANCE**

Use	ACCT. NO.	2021-22 Budget	2020-21 Actual	Difference
<b>APPROPRIATIONS</b>				
Instruction	5000	413,104,953.66	363,612,330.98	49,492,622.68
Pupil Personnel Services	6100	29,047,245.84	27,297,372.43	1,749,873.41
Instructional Media Services	6200	5,158,198.55	4,737,307.67	420,890.88
Instructional & Curriculum Development Services	6300	16,618,795.40	14,676,490.07	1,942,305.33
Instructional Staff Training Services	6400	5,843,535.07	6,376,256.87	(532,721.80)
Instruction Related Technology	6500	2,267,906.03	3,423,955.25	(1,156,049.22)
Board of Education	7100	1,554,229.45	1,766,781.16	(212,551.71)
General Administration	7200	2,213,673.98	1,775,413.07	438,260.91
School Administration	7300	26,416,242.84	25,778,786.55	637,456.29
Facilities Acquisition & Construction	7400	12,964,956.30	13,154,565.81	(189,609.51)
Fiscal Services	7500	2,585,095.67	2,422,890.85	162,204.82
Food Services	7600	244,719.88	312,545.73	(67,825.85)
Central Services	7700	8,541,139.63	8,214,986.64	326,152.99
Pupil Transportation Services	7800	21,956,144.70	21,475,352.91	480,791.79
Operation of Plant	7900	38,436,666.71	36,713,285.47	1,723,381.24
Maintenance of Plant	8100	12,003,860.04	10,489,328.99	1,514,531.05
Administrative Technology Services	8200	5,312,447.12	4,745,486.31	566,960.81
Community Services	9100	5,135,438.07	3,332,492.39	1,802,945.68
Debt Service	9200	-	-	-
Total Appropriations		609,405,248.94	550,305,629.15	59,099,619.79
<b>OTHER USES:</b>				
Transfers Out	9700	-	-	-
Total Other Financing Uses		-	-	-
<b>CURRENT APPROPRIATIONS AND OTHER USES</b>		609,405,248.94	550,305,629.15	59,099,619.79
<b>ESTIMATED REVENUES LESS CURRENT APPROPRIATIONS</b>		2,161,404.17	36,004,070.32	(33,842,666.15)
<b>ESTIMATED REVENUES LESS TOTAL APPROPRIATIONS</b>		(28,549,222.49)	11,042,937.52	(39,592,160.01)
<b>FUND BALANCE AT END OF YEAR:</b>				
Nonspendable - Inventory	2711	2,976,253.19	2,976,253.19	-
Restricted for State Categorical Programs **	2723	-	17,919,768.56	(17,919,768.56)
Restricted for Other Grants and Programs **	2729	-	6,271,225.01	(6,271,225.01)
Assigned for Contract Commitments **	2749	-	1,532,558.98	(1,532,558.98)
Assigned for Carryover Appropriations **	2749	-	4,987,074.11	(4,987,074.11)
Assigned for Projected Operating Deficit	2749	-	-	-
Unassigned - 6% Minimum per Board	2750	34,900,000.00	33,700,000.00	1,200,000.00
Unassigned	2750	22,562,804.81	21,601,400.64	961,404.17
Total Ending Fund Balance	27XX	60,439,058.00	88,988,280.49	(28,549,222.49)
<b>TOTAL APPROPRIATIONS AND ENDING FUND BAL</b>		669,844,306.94	639,293,909.64	30,550,397.30

**THE SCHOOL DISTRICT OF OSCEOLA COUNTY, FL**  
**SUPPLEMENTAL ACADEMIC INSTRUCTION (SAI) FUNDING - 2021-22**

Description	ACCT. NO.	New Funding	Carryover	Total Funding
<b>1 ESTIMATED REVENUE:</b>				
2 Supplemental Academic Instruction (SAI) - FEFP	310	15,868,808.00	9,645.39	15,878,453.39
<b>3 TOTAL ESTIMATED REVENUE</b>		<b>15,868,808.00</b>	<b>9,645.39</b>	<b>15,878,453.39</b>
<b>4 APPROPRIATIONS:</b>				
5 Holdbacks				
6 Charter School Allocations	1700004/D	3,370,981.00	-	3,370,981.00
7 Undist FTE Holdback	1700004/U	156,520.21	-	156,520.21
8 SAI Reserves	1700005	1,646,087.31	-	1,646,087.31
9 Total Holdbacks		5,173,588.52	-	5,173,588.52
10 Salaries				
11 Classroom Instructional Salaries	1700009	6,277,127.01	-	6,277,127.01
12 Reading Coach Salaries	1710009	1,240,311.83	-	1,240,311.83
13 Impact Lab Teacher Salaries	1720009	582,241.39	-	582,241.39
14 IB Program Salaries - CHS, GHS, PWMS	1760129	195,307.67	-	195,307.67
15 Behavior Specialist - 21st CCLC Match	1761019	31,355.57	-	31,355.57
16 Pending Salary Adjustments	1700007	654,086.01	-	654,086.01
17 Lapse	1700008	(200,000.00)	-	(200,000.00)
18 Total Salaries		8,780,429.48	-	8,780,429.48
19 Non-salary Program Allocations				
20 Remediation-Elementary	1730011	100,000.00	-	100,000.00
21 Remediation-Middle	1730021	54,000.00	-	54,000.00
22 Remediation-High	1730031	60,000.00	-	60,000.00
23 Summer Enrichment-High	1740051	5,000.00	-	5,000.00
24 Summer Enrichment-Middle	1740061	10,000.00	-	10,000.00
25 Fine Arts Enhancement	1760511	38,000.00	-	38,000.00
26 CTE Vocational Program Support	1760801	218,500.00	9,645.39	228,145.39
27 SAT Testing	1760901	20,790.00	-	20,790.00
28 Elementary Curriculum Support	1761011	236,000.00	-	236,000.00
29 Middle School Curriculum Support	1761021	155,000.00	-	155,000.00
30 High School Curriculum Support	1761031	132,000.00	-	132,000.00
31 JCF After School Tutoring	1761051	14,500.00	-	14,500.00
32 Duke TIP Courses	1761121	6,000.00	-	6,000.00
33 Gifted Education, K-12	1762111	111,000.00	-	111,000.00
34 Textbook Adoption, K-12	1762411	8,000.00	-	8,000.00
35 College Readiness	1763221	6,000.00	-	6,000.00
36 Odyssey of the Mind	1763951	40,000.00	-	40,000.00
37 College Board	1763961	610,000.00	-	610,000.00
38 PLC, K-12	1790301	5,000.00	-	5,000.00
39 ESOL Summer Monitoring	1790401	18,000.00	-	18,000.00
40 Real Life Academic Experience	1790721	16,000.00	-	16,000.00
41 ROTC Support	1790911	1,000.00	-	1,000.00
42 PBIS, K-12	1790941	50,000.00	-	50,000.00
43 Total Non-salary Program Allocations		1,914,790.00	9,645.39	1,924,435.39
<b>44 TOTAL APPROPRIATIONS</b>		<b>15,868,808.00</b>	<b>9,645.39</b>	<b>15,878,453.39</b>

**THE SCHOOL DISTRICT OF OSCEOLA COUNTY, FL**

**READING ALLOCATION FUNDING - 2021-22**

Description	ACCT. NO.	2021-22		
		New Funding	Estimated Carryover	Total
<b>ESTIMATED REVENUE:</b>				
Reading Categorical - FEFP	310	3,106,391.00	641,983.74	3,748,374.74
<b>TOTAL ESTIMATED REVENUE</b>		<b>3,106,391.00</b>	<b>641,983.74</b>	<b>3,748,374.74</b>
<b>APPROPRIATIONS:</b>				
Holdbacks				
Charter School Allocations	1800004	669,425.00	-	669,425.00
Virtual Charter	1800004	-	-	-
Family Empowerment Scholarship	1800004	-	-	-
Undist FTE Holdback	1800004	30,639.54	-	30,639.54
Pending Salary Adjustments	1800007	55,679.65	-	55,679.65
Total Holdbacks		755,744.19	-	755,744.19
Salaries				
Reading Coach Salaries	1800009	2,166,890.23	-	2,166,890.23
Total Salaries		2,166,890.23	-	2,166,890.23
Non-salary Program Allocations				
Other Reading Programs (Reserve)	1800001	-	311,711.74	311,711.74
Summer Reading Camp-Grade 3	1810011	54,256.58	25,760.00	80,016.58
ELA Materials-Elementary	1810111	45,000.00	2,499.00	47,499.00
Methods of Writing-Elementary	1830011	-	142,513.00	142,513.00
ELA Curriculum Support - Elementary	1830111	84,500.00	-	84,500.00
ELA Curriculum Support - Middle School	1830121	-	61,000.00	61,000.00
ELA Curriculum Support - High School	1830131	-	70,500.00	70,500.00
Sunshine State Readers - Elementary	1831011	-	10,000.00	10,000.00
Sunshine State Readers - Middle School	1831021	-	9,000.00	9,000.00
Sunshine State Readers - High School	1831031	-	9,000.00	9,000.00
Total Program Allocations		183,756.58	641,983.74	825,740.32
<b>TOTAL APPROPRIATIONS</b>		<b>3,106,391.00</b>	<b>641,983.74</b>	<b>3,748,374.74</b>



**THE SCHOOL DISTRICT OF OSCEOLA COUNTY, FL**

**SAFE SCHOOL FUNDING - 2021-22**

Description	SROs	SAFE SCHOOLS ALLOCATION	SUPPLEMENTAL SAFE SCHOOLS LINE ITEM	TOTAL COST
<b>1 ESTIMATED FUNDING:</b>				
2 New Funding		3,871,580.00	637,042.53	4,508,622.53
3 Carryover		210,013.47	0.00	210,013.47
<b>4 TOTAL ESTIMATED FUNDING</b>		<b>4,081,593.47</b>	<b>637,042.53</b>	<b>4,718,636.00</b>
<b>5 APPROPRIATIONS:</b>				
6 Holdbacks				
7 Charter Undist FTE Holdback		52,807.00	0.00	52,807.00
8 Charter Distribution		822,434.00	0.00	822,434.00
9 Total Holdbacks	26	<b>875,241.00</b>	<b>0.00</b>	<b>875,241.00</b>
<b>10 School Resource Officers - St. Cloud Police Dept</b>				
11 Canoe Creek Elementary	1	46,500.00	0.00	46,500.00
12 Lakeview Elementary	1	46,500.00	0.00	46,500.00
13 Michigan Avenue Elementary	1	46,500.00	0.00	46,500.00
14 Neptune Elementary	1	46,500.00	0.00	46,500.00
15 St. Cloud Elementary	1	46,500.00	0.00	46,500.00
16 St. Cloud High	2	93,000.00	0.00	93,000.00
17 St. Cloud Middle	1	46,500.00	0.00	46,500.00
18 Floaters	1	46,500.00	0.00	46,500.00
19 Supervisor SRO	1	46,500.00	0.00	46,500.00
20 Total St. Cloud Police Dept	10	<b>465,000.00</b>	<b>0.00</b>	<b>465,000.00</b>
<b>21 School Resource Officers - Kissimmee Police Dept</b>				
22 Central Avenue Elementary	1	46,500.00	0.00	46,500.00
23 Cypress Elementary	1	46,500.00	0.00	46,500.00
24 Denn John Middle	1	46,500.00	0.00	46,500.00
25 Flora Ridge Elementary	1	46,500.00	0.00	46,500.00
26 Highlands Elementary	1	46,500.00	0.00	46,500.00
27 Kissimmee Elementary	1	46,500.00	0.00	46,500.00
28 Kissimmee Middle	1	46,500.00	0.00	46,500.00
29 Mill Creek Elementary	1	46,500.00	0.00	46,500.00
30 Osceola High	2	93,000.00	0.00	93,000.00
31 Thacker Avenue Elementary	1	46,500.00	0.00	46,500.00
32 Sergeants	1	46,500.00	0.00	46,500.00
33 Floaters (SDOC Commitment for the new SY)	1	46,500.00	0.00	46,500.00
34 Total Kissimmee Police Dept	13	<b>604,500.00</b>	<b>0.00</b>	<b>604,500.00</b>
<b>35 School Resource Officers - Osceola County Sheriff</b>				
36 Boggy Creek Elementary	1	46,500.00	0.00	46,500.00
37 Celebration High	2	93,000.00	0.00	93,000.00
38 Celebration K-8	1	46,500.00	0.00	46,500.00
39 Chestnut Elementary	1	46,500.00	0.00	46,500.00
40 Deerwood Elementary	1	46,500.00	0.00	46,500.00
41 Discovery 6-8	1	46,500.00	0.00	46,500.00
42 East Lake Elementary	1	46,500.00	0.00	46,500.00
43 Gateway High	2	93,000.00	0.00	93,000.00
44 Harmony Community	1	46,500.00	0.00	46,500.00
45 Harmony Middle	1	46,500.00	0.00	46,500.00
46 Harmony High	2	93,000.00	0.00	93,000.00
47 Hickory Tree Elementary	1	46,500.00	0.00	46,500.00
48 Horizon Middle	1	46,500.00	0.00	46,500.00
49 Koa Elementary	1	46,500.00	0.00	46,500.00
50 Liberty High	2	93,000.00	0.00	93,000.00
51 Narcoossee Elementary	1	46,500.00	0.00	46,500.00
52 Narcoossee Middle	1	46,500.00	0.00	46,500.00
53 Neocity Academy	1	46,500.00	0.00	46,500.00
54 Neptune Middle	1	46,500.00	0.00	46,500.00
55 New Beginnings	1	46,500.00	0.00	46,500.00
56 Osceola County School for the Arts	2	93,000.00	0.00	93,000.00
57 Parkway Middle	1	46,500.00	0.00	46,500.00
58 Partin Settlement Elementary	1	46,500.00	0.00	46,500.00
59 PATHS	1	46,500.00	0.00	46,500.00
60 Pleasant Hill Elementary	1	46,500.00	0.00	46,500.00
61 Poinciana Academy Of Fine Arts	1	46,500.00	0.00	46,500.00
62 Poinciana High	2	93,000.00	0.00	93,000.00
63 Reedy Creek Elementary	1	46,500.00	0.00	46,500.00

**THE SCHOOL DISTRICT OF OSCEOLA COUNTY, FL**

**SAFE SCHOOL FUNDING - 2021-22**

Description		SROs	SAFE SCHOOLS ALLOCATION	SUPPLEMENTAL SAFE SCHOOLS LINE ITEM	TOTAL COST
64	Sunrise Elementary	1	46,500.00	0.00	46,500.00
65	Tohopekaliga High School	2	93,000.00	0.00	93,000.00
66	Ventura Elementary	1	46,500.00	0.00	46,500.00
67	Westside K-8	1	46,500.00	0.00	46,500.00
68	Zenith	1	46,500.00	0.00	46,500.00
69	Sergeants/Floaters	7	276,852.47	48,647.53	325,500.00
70	<b>Total Osceola County Sheriff</b>	<b>47</b>	<b>2,136,852.47</b>	<b>48,647.53</b>	<b>2,185,500.00</b>
71	Other Initiatives				
72	FASRO Training Registrations		0.00	28,000.00	28,000.00
73	Guardian Equipment		0.00	5,000.00	5,000.00
74	Vector Solutions		0.00	27,904.00	27,904.00
75	Mutualink/Rave Panic Button		0.00	61,177.00	61,177.00
76	Navigate 360		0.00	129,495.00	129,495.00
77	Summer Bridge SROs		0.00	306,819.00	306,819.00
78	Campus Optics		0.00	30,000.00	30,000.00
79	<b>Total Other Initiatives</b>		<b>0.00</b>	<b>588,395.00</b>	<b>588,395.00</b>
80	<b>Total Traditional School Appropriations</b>	<b>70</b>	<b>3,206,352.47</b>	<b>637,042.53</b>	<b>3,843,395.00</b>
81	<b>TOTAL APPROPRIATIONS</b>	<b>96</b>	<b>4,081,593.47</b>	<b>637,042.53</b>	<b>4,718,636.00</b>


**THE SCHOOL DISTRICT OF OSCEOLA COUNTY, FL**  
2021-22 LINE ITEM ALLOCATIONS

ADMINISTRATOR	PROJECT	DESCRIPTION	FUNDING	2020-21	2021-22	INCREASE/ DECREASE	
				ACTUAL	RECOMMENDED FUNDING		
1	ARBY CREACH	1014911	PHYSICALS FOR BUS DRIVERS	FEFP	8,790.00	60,000.00	51,210.00
2		1015481	TRANSPORTATION SUMMER PAY	CARES	168,417.74	-	(168,417.74)
3		1015591	TRANSP RADIO COMM & FCC LIC	FEFP	74,427.15	92,771.00	18,343.85
4		1016491	TRANSP ROUTING MGMT SYSTEM	FEFP	75,291.07	121,800.00	46,508.93
5		1017241	ALC SCHOOLS TRANSPORTATION	FEFP	29,102.50	50,000.00	20,897.50
6		1017251	FIELD TRIP SOFTWARE	FEFP	17,250.00	-	(17,250.00)
7		1017311	FUEL MANAGEMENT SYSTEM	FEFP	-	12,672.00	12,672.00
8	BELINDA REYES	101231?	NEW TEACHER MENTOR	CARES	23,187.57	-	(23,187.57)
9		101502?	ENVIRONMENTAL CENTER	FEFP	38,001.85	82,531.00	44,529.15
10	CHUNDRA EVENS	1010521	RENTAL OF FACILITIES (GRAD)	FEFP	88,881.26	100,000.00	11,118.74
11		1010871	CERTIFIED ATHLETIC TRAINING	FEFP	14,928.12	20,000.00	5,071.88
12		1011521	ATHLETIC OFFICIALS & REFEREES	FEFP	190,874.00	200,000.00	9,126.00
13		1015261	MIDDLE SCHOOL ATHLETICS	FEFP	61,763.90	75,000.00	13,236.10
14		1015441	POOL RENTAL AND HEATING	FEFP	12,794.14	50,000.00	37,205.86
15		1015551	WEATHER MONITORING	FEFP	8,456.00	19,410.00	10,954.00
16		1015621	SUMMER OPS-ATHLETIC DIRECTORS	FEFP	9,084.92	13,000.00	3,915.08
17		1016971	CONCUSSIONS	FEFP	15,600.00	16,100.00	500.00
18		1017121	ATHLETIC CAAP CERT SOFTWARE	FEFP	40,000.00	40,000.00	0.00
19		1017131	ATHLETICS ECG STUDY	FEFP	80.00	2,000.00	1,920.00
20		1017191	SUPPLEMENTAL MATH INSTRUCTION	FEFP	360,000.00	360,000.00	0.00
21		1017261	HIGH SCH CURR PROF DEVELOPMENT	CARES	3,444.80	-	(3,444.80)
22	DANA SCHAFER	1011501	PUBLICATIONS & ADVERTISING	LOCAL	39,031.97	-	(39,031.97)
23		1014771	BLACKBOARD WEBSITE, APP, EMERGENCY NOTIFCN SYSTEM	FEFP	69,872.00	137,985.00	68,113.00
24		1014921	CRIMINAL HISTORY BACKGROUND CHECKS FOR VOLUNTEERS	FEFP	16,523.00	50,000.00	33,477.00
25		1016741	BUSINESS PARTNER RECOGNITION	LOCAL	7,737.04	14,000.00	6,262.96
26		1017011	LET'S TALK ONLINE SERVICE PTFM	FEFP	154,000.00	160,000.00	6,000.00
27		1017221	REMIND	FEFP	104,302.01	114,733.00	10,430.99
28	DARYLA BUNGO	1016391	PSYCHOED EVAL INSTRUM PROTOCOL	FEFP	43,896.87	47,087.00	3,190.13
29	DR. SHANA RAFALSKI	1016261	CHOICE PROGRAMS	LOCAL	43,409.43	58,000.00	14,590.57
30	EDWARD PARKER	1010471	OVERTIME FOR NEW FACIL SET-UP	CAP REIMB	-	10,000.00	10,000.00
31		1010501	POSTAGE & UPS-CO	FEFP	24,758.14	40,000.00	15,241.86
32		1010741	XEROX PAPER & COPY CHARGES CO	FEFP	14,607.35	10,000.00	(4,607.35)
33	JANICE FRANCESCHI	1014981	PROFESSIONAL DEV ACTIVITIES	FEFP	103,278.59	180,000.00	76,721.41
34		1017211	iOBSERVATION	FEFP	100,000.00	105,000.00	5,000.00
35	JEFFERY ARNOTT	1016601	ADOBE SOFTWARE - CTE	FEFP	49,280.28	52,980.00	3,699.72
36		1017111	INTERNSHIP STIPENDS	FEFP	35,817.50	50,000.00	14,182.50
37	JOHN BOYD	1010361	LEGISLATIVE CONSULTANT (RUTLEDGE-ECENIA, formerly MIXON)	FEFP	18,090.00	18,600.00	510.00
38		1010451	OCEA / TEAMSTERS LEAVE (SUBS)	FEFP	42.61	2,500.00	2,457.39
39		1011491	NEGOTIATION TEAM	FEFP	4,187.68	8,105.00	3,917.32
40		1012671	SCHOOL BOARD POLICY MANUAL	FEFP	5,153.76	5,500.00	346.24
41	LAUREN HADDOX	1010051	ATHLETIC INSURANCE	FEFP	240,161.92	246,320.00	6,158.08
42		1010331	INSURANCE REIMBURSEMENT	FEFP	75,695.14	100,000.00	24,304.86
43		1010731	PROPERTY CASUALTY INSURANCE	FEFP	2,508,983.00	4,166,981.00	1,657,998.00
44		1011481	PUBLIC OFFICIAL BONDS	FEFP	876.25	270.00	(606.25)
45		1012111	W/C SELF-INSURER ASSESSMENT	FEFP	17,681.17	40,000.00	22,318.83
46		1012121	FLOOD INSURANCE	FEFP	43,865.00	45,000.00	1,135.00
47		1015181	STATE & FEDERAL LABOR LAW POST	FEFP	4,636.00	5,000.00	364.00
48		1015421	WORKERS COMPENSATION INSURANCE	FEFP	1,762,240.21	2,587,386.00	825,145.79
49		1016231	FUEL STORAGE TANK REG FEE	FEFP	-	600.00	600.00
50	LEAH TORRES	1015101	TESTING PRINTER/SCANNER MAINT	FEFP	1,771.71	9,123.00	7,351.29
51		1016101	SUMMER END OF COURSE (EOC)	FEFP	5,917.65	14,000.00	8,082.35
52		1016581	EOC- PERT MATH	FEFP	10,912.38	20,000.00	9,087.62
53		1016801	HEADPHONES FOR COMPUTERS	FEFP	16,053.34	16,125.00	71.66
54		1017271	POST SEC DATA & EQUITY PD & SPT	FEFP	7,182.02	8,500.00	1,317.98
55	MARC CLINCH	1010101	SOFTWARE(EBLDR), CONSULT FEES	FEFP	129,599.06	116,182.00	(13,417.06)
56	MICHAEL ALLEN	1011071	BAND & CHORUS SUPPORT	FEFP	111,843.77	163,000.00	51,156.23
57	PETER STRAKER	1010541	SACS ANNUAL DUES-SCHOOLS	FEFP	68,400.00	68,400.00	0.00
58		1010601	SUPERINTENDENT'S SAC MEETINGS, TRNG & SUPPORT	LOCAL	-	2,250.00	2,250.00
59		1016081	ADMINISTRATOR'S ACADEMY	LOCAL	32,915.00	27,085.00	(5,830.00)
60		1016981	STRATEGIC SIP TRAINING	FEFP	83.76	5,921.00	5,837.24
61	PETER THORNE	1013381	MICROFILMING/SCANNING	FEFP	31,468.69	38,502.00	7,033.31
62		1017161	KRONOS	FEFP	112,383.38	266,941.00	154,557.62
63		1017181	BUSINESS PROCESS IMPROVEMENTS	FEFP	105,283.85	47,000.00	(58,283.85)
64		101723?	CFEED	FEFP	276,028.64	373,657.00	97,628.36
65	RANDY SHUTTERA	1010111	CONTINGENCY FOR MAJOR MAINT	FEFP	568,643.88	800,000.00	231,356.12
66		1010221	BACKFLOW INSPECTIONS & REPAIR	FEFP	22,921.33	85,435.00	62,513.67
67		1010251	CHILLER MAINT AGREEMENT/REPAIR	FEFP	250,145.01	273,800.00	23,654.99
68		1010261	INSPECTION/BLEACHERS & STAIRS	FEFP	1,727.76	-	(1,727.76)
69		1010411	MAINTENANCE-COUNTY OFFICE	FEFP	90,030.03	65,000.00	(25,030.03)
70		1010611	TEAMSTER UNION CONTRACT ALLOW	FEFP	102,062.24	139,000.00	36,937.76
71		1010711	HVAC PREVENTIVE MAINT & FILTER	FEFP	338,185.11	300,000.00	(38,185.11)
72		1010801	INSPECTION-FIRE ALARM,EXT HOOD	FEFP	199,669.82	258,540.00	58,870.18
73		1010821	TERMITE TREATMENTS	FEFP	25,206.85	25,000.00	(206.85)
74		1010831	SPRINKLER SYS INSPECT & REPAIR	FEFP	55,610.82	87,935.00	32,324.18
75		1011221	AQUATIC VEGETATION CONTROL	FEFP	-	23,303.00	23,303.00
76		1014881	ELEVATOR/ CHAIRLIFT INSPECTION	FEFP	45,127.00	47,028.00	1,901.00
77		1015311	INFECTIOUS DISEASE PREVENTION	FEFP	4,154,166.74	200,000.00	(3,954,166.74)
78		1016061	AED INSPECTION & MAINTENANCE	FEFP	23,327.19	15,000.00	(8,327.19)
79		1016161	GENERATOR REPAIR/MAINTENANCE	FEFP	8,249.54	10,000.00	1,750.46
80		1016181	SAFETY & SECURITY UPGRD/MAINT	FEFP	41,177.30	101,470.00	60,292.70
81		101627?	SUPPLEMENTAL SAFE SCHOOLS	FEFP	317,928.88	637,043.00	319,114.12
82		1016371	FIRE EXTINGUISHER INSPECTIONS	FEFP	45,060.77	75,000.00	29,939.23
83		1016381	WATER TREATMENT SVCS	FEFP	16,422.00	30,691.00	14,269.00

**THE SCHOOL DISTRICT OF OSCEOLA COUNTY, FL**  
2021-22 LINE ITEM ALLOCATIONS

ADMINISTRATOR	PROJECT	DESCRIPTION	FUNDING	2020-21	2021-22	INCREASE/ DECREASE	
				ACTUAL	RECOMMENDED FUNDING		
84	RANDY SHUTTERA	1016921	FLORIDA STERLING ANNUAL CONF	FEFP	-	-	0.00
85		1016991	STAGE/ CURTAINS RIGGING	FEFP	11,742.39	20,000.00	8,257.61
86		1017081	GLOBAL POSITIONING SYSTEM	FEFP	29,665.09	31,329.00	1,663.91
87		1017151	SCHOOL DUDE - ENERGY MGR PRGM	FEFP	10,296.74	10,000.00	(296.74)
88		1017201	ENERGY STAR CERTIFICATION	FEFP	-	-	0.00
89		1017321	DAS RADIOS	FEFP	-	11,475.00	11,475.00
90		TURF	TURF (ATHLETIC FIELDS)	FEFP	-	-	0.00
91		TURFEQUIP	EQUIPMENT FOR TURF-ATHLETIC FIELDS	CAPITAL	-	-	0.00
92	RHONDA BLAKE	1011031	DDP & REDISTRICTING	FEFP	9,060.59	13,770.00	4,709.41
93		1016621	EDUCATIONAL PLANT SURVEY	FEFP	-	46,575.00	46,575.00
94		1016841	REAL ESTATE AND DUE DILIGENCE	FEFP	185,852.00	110,000.00	(75,852.00)
95	SARAH GRABER	1010681	TERMINAL PAY	FEFP	3,120,240.12	2,800,000.00	(320,240.12)
96		1011821	ACTUARIAL SERVICES	FEFP	12,500.00	3,500.00	(9,000.00)
97		1014991	LONG-TERM SUBS > 10 DAYS	FEFP	613,140.40	700,000.00	86,859.60
98		1015221	START UP SUPPLIES NEW SCHOOLS	FEFP	158,796.21	38,000.00	(120,796.21)
99		1016531	ERP SOFTWARE ENHANCEMENT	FEFP	12,428.55	21,600.00	9,171.45
100	SCOTT CLARK	1015051	PRINT SHOP HARDWARE & SOFTWARE	FEFP	13,560.00	18,481.00	4,921.00
101		1015641	PINNACLE SCHEDULER	FEFP	21,229.49	26,251.00	5,021.51
102		1016201	DESTINY SOFTWARE IMPL & MAINT	FEFP	8,164.95	98,161.00	89,996.05
103		1016431	ELECTRONIC RESOURCES	FEFP	119,011.87	288,832.00	169,820.13
104		1016591	OFFICE 365 STAFF TRAINING	FEFP	1,130.92	5,924.00	4,793.08
105		1017001	ISAFE SUBSCRIPTION	FEFP	4,700.00	4,700.00	0.00
106		1017031	MEDIA SPECIALIST EXTRA	FEFP	28,839.57	68,437.00	39,597.43
107	SHAWN WOODSELL	1010081	COMPUTER MAINT CONTRACT-SCHLS	FEFP	77,841.75	80,000.00	2,158.25
108		1010651	PHONE SYSTEM MAINT DIST-WIDE	FEFP	21,833.25	37,500.00	15,666.75
109		1010661	INTERCOM & SEC SYS REP DIST-WD	FEFP	33,494.74	100,000.00	66,505.26
110		1010671	DIST WIDE TELECOMMUNICATIONS	FEFP	451,770.30	675,815.00	224,044.70
111		1010961	NETWORK SOFTWARE & MAINT	FEFP	160,267.56	213,200.00	52,932.44
112		1015451	MICROSOFT SUPPORT SERVICES	FEFP	75,985.00	90,000.00	14,015.00
113		1016891	ERATE OVERTIME	FEFP	29,083.84	60,000.00	30,916.16
114		1017041	TECHNOLOGY INTERNS	FEFP	67,234.59	100,000.00	32,765.41
115	SUPERINTENDENT	1010091	LOBBYING EFFORTS (OLE)	FEFP	120,000.00	120,000.00	0.00
116		101035?	LEGAL FEES	FEFP	896,256.80	650,000.00	(246,256.80)
117		1015381	SUMMER OPS-GUIDANCE COUNSELORS	FEFP	147,499.01	157,200.00	9,700.99
118		1015681	BOARD MEETING MGMT/EQUIPMENT	FEFP	29,030.87	20,000.00	(9,030.87)
119		1015691	DISTRICT MEMBERSHIP DUES	FEFP	93,394.21	60,000.00	(33,394.21)
120		1016031	DISTRICT & COMMUNITY EVENTS	LOCAL	159,618.51	220,000.00	60,381.49
121		1016051	PROMOTIONS & PUBLIC RELATIONS	LOCAL	63,878.76	100,000.00	36,121.24
122		1016281	BOARD MEMBER EXPENSES -LOCAL	LOCAL	6,779.75	30,000.00	23,220.25
123		1016701	FOOTSTEPS TO BRILLIANCE PART	LOCAL	4,536.40	5,000.00	463.60
124		1017171	CULTURE SURVEYS	FEFP	85,300.00	85,300.00	0.00
125	TAMMY OTTERSON	1010701	UNEMPLOYMENT CLAIMS	FEFP	26,899.33	75,000.00	48,100.67
126		1010891	RECRUITMENT	FEFP	364,895.00	539,500.00	174,605.00
127		1010901	AMERICAN WITH DISABILITIES ACT (ADA) ACCOMODATION	FEFP	-	5,000.00	5,000.00
128		1010911	FRONTLINE SUBSTITUTE ABSENCE MANAGEMENT SYSTEM	FEFP	36,453.55	42,330.00	5,876.45
129		1010991	FINGERPRINTING	FEFP	95,221.00	200,000.00	104,779.00
130		1014901	EAP PROGRAM	FEFP	135,008.25	130,416.00	(4,592.25)
131		1015521	DIFFERENTIATED PAY	FEFP	-	-	0.00
132		1015671	ATHLETIC COACH SUPPL-NON EMPL	FEFP	311,136.98	276,275.00	(34,861.98)
133	TOM PHELPS	1014971	ADMIN COMPLEX SECURITY	FEFP	5,180.00	7,000.00	1,820.00
134		1015471	BUS MONITORS	FEFP	30,234.81	30,000.00	(234.81)
135		1016511	VISION QUEST	FEFP	40,000.00	40,000.00	0.00
136	ULYSSES VAZQUEZ	1011011	IBM COMPUTER SYSTEM-ANN PMT	FEFP	39,215.53	28,206.00	(11,009.53)
137		1014631	TAPE VAULTING, DATA PROJECT	FEFP	35,428.16	35,000.00	(428.16)
138		1014751	MIS SOFTWARE MAINTENANCE	FEFP	21,694.16	25,728.00	4,033.84
139		1016441	SHAREPOINT LICENSE & SUPPORT	FEFP	7,900.00	10,000.00	2,100.00
140		1017301	AS400/COBOL/TERMS SUPPORT	FEFP	-	191,100.00	191,100.00
141		1017331	ED-FI MEMBERSHIP	FEFP	-	5,000.00	5,000.00
142	YULING LIU	1012151	ANNUAL AUDITS & ADVISORY SERVICES	FEFP	284,147.46	249,500.00	(34,647.46)
143		1012301	BANK FEES & FORMS	FEFP	1,889.19	2,000.00	110.81
144		1012431	CO & DS ADMIN EXPENSE	CO&DS	40,888.74	40,000.00	(888.74)
145		1014251	IMPACT FEE STUDY	FEFP	69,512.00	-	(69,512.00)
<b>TOTAL</b>					<b>22,373,875.85</b>	<b>22,975,367.00</b>	<b>601,491.15</b>

	2020-21	2021-22	INCREASE/ DECREASE
FUNDING	ACTUAL	RECOMMENDED	
FEFP	21,780,030.14	22,469,032.00	689,001.86
CAP REIMB	0.00	10,000.00	10,000.00
CARES	195,050.11	0.00	(195,050.11)
LOCAL	357,906.86	456,335.00	98,428.14
CO&DS	40,888.74	40,000.00	(888.74)
<b>TOTAL</b>	<b>22,373,875.85</b>	<b>22,975,367.00</b>	<b>601,491.15</b>



# Debt Service Fund



## FUND 200

### DEBT SERVICE FUND BUDGET

This fund is used to account for the accumulation of resources for, and the payment of, long-term debt principal, interest, and related costs. Funding sources, as projected in the attached statement, consist of the following:

- Federal direct subsidy related to Qualified School Construction Bonds.
- State Capital Outlay and Debt Service allocations used to retire bonds issued on behalf of the District by the State.
- The Board's share of the one-cent local option sales tax levied by the county used to retire revenue bonds.
- The half-cent capital outlay sales surtax used to retire revenue bonds.
- Lease payments from Four Corners Charter School, Inc. used to retire Certificates of Participation issued to construct the Four Corners facilities.
- Transfers from capital projects funds used to retire Certificates of Participation and obligations to the Bellalago Educational Facilities Benefit District.

**THE SCHOOL DISTRICT OF OSCEOLA COUNTY, FL**  
**DEBT SERVICE FUND - ESTIMATED REVENUES AND BEGINNING FUND BALANCE**

Source	Account Number	2021-22 Budget	2020-21 Actual	Difference
<b>FEDERAL:</b>				
Federal Direct QSCB Subsidy	199	2,215,107.00	2,229,236.95	(14,129.95)
Total Federal		<u>2,215,107.00</u>	<u>2,229,236.95</u>	<u>(14,129.95)</u>
<b>STATE:</b>				
CO & DS withheld for SBE/COBI Bonds	322	630,850.00	645,136.03	(14,286.03)
Total State		<u>630,850.00</u>	<u>645,136.03</u>	<u>(14,286.03)</u>
<b>LOCAL:</b>				
Sales Tax	418	-	-	-
Lease Payments and Other	425	1,042,028.75	1,041,921.83	106.92
Interest on Investments (incl. net change)	430	-	(683,339.60)	683,339.60
Total Local		<u>1,042,028.75</u>	<u>358,582.23</u>	<u>683,446.52</u>
<b>OTHER SOURCES:</b>				
Transfers In	630	37,670,217.68	30,345,620.18	7,324,597.50
Proceeds/Premium on Refunding Bonds	700	-	-	-
Total Other Sources		<u>37,670,217.68</u>	<u>30,345,620.18</u>	<u>7,324,597.50</u>
<b>TOTAL ESTIMATED REVENUE &amp; OTHER SOURCES</b>		<u>41,558,203.43</u>	<u>33,578,575.39</u>	<u>7,979,628.04</u>
Restricted for Debt Service	2725	26,338,428.94	24,598,788.15	1,739,640.79
Total Beginning Fund Balance		<u>26,338,428.94</u>	<u>24,598,788.15</u>	<u>1,739,640.79</u>
<b>TOTAL EST REVENUE AND BEGINNING FD BAL</b>		<u>67,896,632.37</u>	<u>58,177,363.54</u>	<u>9,719,268.83</u>

**THE SCHOOL DISTRICT OF OSCEOLA COUNTY, FL**  
**DEBT SERVICE FUND - APPROPRIATIONS AND ENDING FUND BALANCE**

Use	Account Number	2021-22 Budget	2020-21 Actual	Difference
Redemption of Principal	9271	30,221,453.34	22,700,210.92	7,521,242.42
Interest	9272	9,010,120.63	9,120,261.60	(110,140.97)
Dues and Fees	9273	47,220.00	32,830.61	14,389.39
Cost of Issuance	9273	-	130,720.00	(130,720.00)
Payments to Refunding Bond Escrow Agent	9276	-	-	-
Miscellaneous-Indirect Cost-Current Refunding	9279	-	-	-
Total Debt Service Appropriations		39,278,793.97	31,984,023.13	7,294,770.84
<b>OTHER USES:</b>				
Transfers Out	9793	-	-	-
Total Other Financing Uses		-	-	-
<b>TOTAL APPROPRIATIONS AND OTHER USES</b>		39,278,793.97	31,984,023.13	7,294,770.84
<b>ESTIMATED REVENUE LESS APPROPRIATIONS</b>		2,279,409.46	1,594,552.26	684,857.20
<b>FUND BALANCE AT END OF YEAR:</b>				
Restricted for Debt Service	2725	28,617,838.40	26,338,428.94	2,279,409.46
Total Ending Fund Balance		28,617,838.40	26,338,428.94	2,279,409.46
<b>TOTAL APPROPRIATIONS AND ENDING FD BAL</b>		67,896,632.37	58,322,452.07	9,574,180.30



**THE SCHOOL DISTRICT OF OSCEOLA COUNTY, FL**  
**DEBT SERVICES FUND - ESTIMATED REVENUES AND APPROPRIATIONS BY FUND**

Source	Account Number	210 SBE Bonds	2A2 2015 Sales Tax Bonds	2A4 2017 Sales Tax Bonds	2A5 2017 Capital Outlay Sales Tax Bonds	2A6 2020 Capital Outlay Sales Tax Bonds	298 Bellalago EFBD	299 2010 COP	29B 2013 COP
<b>CURRENT BALANCE</b>		41,098.25	-	-	-	-	-	25,297,831.83	-
Est Additional Receipts		-	-	-	-	-	-	-	-
(Est Additional Expenditures)		-	-	-	-	-	-	-	-
<b>BEGINNING FUND BALANCE</b>		41,098.25	-	-	-	-	-	25,297,831.83	-
<b>ESTIMATED REVENUE:</b>									
FEDERAL DIRECT QSCBs	0199	-	-	-	-	-	-	2,215,107.00	-
CO&DS	0322	630,850.00	-	-	-	-	-	-	-
TAXES	0412	-	-	-	-	-	-	-	-
LOCAL SALES TAX	0418	-	-	-	-	-	-	-	-
LEASE	0425	-	-	-	-	-	-	-	-
TRANSFERS IN	0630	-	3,609,594.60	2,971,636.00	7,031,096.00	8,062,453.00	926,669.12	2,786,761.64	3,878,737.50
BOND PROCEEDS	0700	-	-	-	-	-	-	-	-
<b>TOTAL ESTIMATED REVENUE &amp; OTHER SOURCES</b>		630,850.00	3,609,594.60	2,971,636.00	7,031,096.00	8,062,453.00	926,669.12	5,001,868.64	3,878,737.50
<b>TOTAL ESTIMATED REVENUES AND BEGINNING FD BAL</b>		671,948.25	3,609,594.60	2,971,636.00	7,031,096.00	8,062,453.00	926,669.12	30,299,700.47	3,878,737.50
<b>APPROPRIATIONS:</b>									
PRINCIPAL	7100	549,000.00	3,272,000.00	2,820,000.00	5,120,000.00	6,970,000.00	470,453.34	-	2,715,000.00
INTEREST	7200	81,850.00	335,394.60	148,006.00	1,908,126.00	1,089,308.00	456,215.78	2,696,490.00	1,158,862.50
DUES & FEES	7300	-	2,200.00	3,630.00	2,970.00	3,145.00	-	12,115.00	4,875.00
COST OF ISSUANCE	7301	-	-	-	-	-	-	-	-
PAYMENTS TO REFUNDING BOND ESCROW AGENT	7600	-	-	-	-	-	-	-	-
TRANSFERS OUT	9300	-	-	-	-	-	-	-	-
<b>TOTAL APPROPRIATIONS &amp; OTHER USES</b>		630,850.00	3,609,594.60	2,971,636.00	7,031,096.00	8,062,453.00	926,669.12	2,708,605.00	3,878,737.50
<b>ESTIMATED REVENUE LESS APPROPRIATIONS</b>		-	-	-	-	-	-	2,293,263.64	-
<b>FUND BALANCE AT END OF YEAR:</b>									
RESTRICTED	275200	41,098.25	-	-	-	-	-	27,591,095.47	-
<b>ENDING FUND BALANCE</b>		41,098.25	-	-	-	-	-	27,591,095.47	-
<b>TOTAL APPROPRIATIONS AND ENDING FD BAL</b>		671,948.25	3,609,594.60	2,971,636.00	7,031,096.00	8,062,453.00	926,669.12	30,299,700.47	3,878,737.50

**THE SCHOOL DISTRICT OF OSCEOLA COUNTY, FL**  
**DEBT SERVICES FUND - ESTIMATED REVENUES AND APPROPRIATIONS BY FUND**

Source	Account Number	29C 2014 COP	29D 2015 COP	29E 2017 COP	29F 2020 COP	Total COPs	Grand Total
<b>CURRENT BALANCE</b>		0.05	985,644.68	7.09	13,847.04	26,297,330.69	26,338,428.94
Est Additional Receipts		-	-	-	-	-	-
(Est Additional Expenditures)		-	-	-	-	-	-
<b>BEGINNING FUND BALANCE</b>		0.05	985,644.68	7.09	13,847.04	26,297,330.69	26,338,428.94
<b>ESTIMATED REVENUE:</b>							
FEDERAL DIRECT QSCBs	0199	-	-	-	-	2,215,107.00	2,215,107.00
CO&DS	0322	-	-	-	-	-	630,850.00
TAXES	0412	-	-	-	-	-	-
LOCAL SALES TAX	0418	-	-	-	-	-	-
LEASE	0425	-	1,042,028.75	-	-	1,042,028.75	1,042,028.75
TRANSFERS IN	0630	85,731.95	-	6,711,317.91	1,606,219.96	15,068,768.96	37,670,217.68
BOND PROCEEDS	0700	-	-	-	-	-	-
<b>TOTAL ESTIMATED REVENUE &amp; OTHER SOURCES</b>		85,731.95	1,042,028.75	6,711,317.91	1,606,219.96	18,325,904.71	41,558,203.43
<b>TOTAL ESTIMATED REVENUES AND BEGINNING FD BAL</b>		85,732.00	2,027,673.43	6,711,325.00	1,620,067.00	44,623,235.40	67,896,632.37
<b>APPROPRIATIONS:</b>							
PRINCIPAL	7100	-	945,000.00	5,780,000.00	1,580,000.00	11,020,000.00	30,221,453.34
INTEREST	7200	80,752.00	92,448.75	926,415.00	36,252.00	4,991,220.25	9,010,120.63
DUES & FEES	7300	4,980.00	4,580.00	4,910.00	3,815.00	35,275.00	47,220.00
COST OF ISSUANCE	7301	-	-	-	-	-	-
PAYMENTS TO REFUNDING BOND ESCROW AGENT	7600	-	-	-	-	-	-
TRANSFERS OUT	9300	-	-	-	-	-	-
<b>TOTAL APPROPRIATIONS &amp; OTHER USES</b>		85,732.00	1,042,028.75	6,711,325.00	1,620,067.00	16,046,495.25	39,278,793.97
<b>ESTIMATED REVENUE LESS APPROPRIATIONS</b>		(0.05)	0.00	(7.09)	(13,847.04)	2,279,409.46	2,279,409.46
<b>FUND BALANCE AT END OF YEAR:</b>							
RESTRICTED	275200	-	985,644.68	-	-	28,576,740.15	28,617,838.40
<b>ENDING FUND BALANCE</b>		-	985,644.68	-	-	28,576,740.15	28,617,838.40
<b>TOTAL APPROPRIATIONS AND ENDING FD BAL</b>		85,732.00	2,027,673.43	6,711,325.00	1,620,067.00	44,623,235.40	67,896,632.37

School District of Osceola County, FL Future Debt Service Payments As of 06/30/2021	210 SBE Bonds	2A2 2015 Sales Tax Bd	2A4 2017 Sales Tax Bd	2A5 2017 Capital Outlay Sales Tax Bonds	2A6 2020 Capital Outlay Sales Tax Bonds	298 Bellalago EFBD	299 2010 COP
<b>PROJECTS FUNDED</b>	Various Projects	Refunding portion of 2007A Sales Tax Bond	Refunding portion of 2007B Sales Tax Bond	Various Maintenance & Renovation Projects	Various Maintenance & Renovation Projects	Bellalago Charter School	Renovations: Osceola High, Thacker Avenue Elementary, Highlands Elementary
<b>INTEREST RATE</b>	3.0 - 5.0	1.99	1.72	2.76	1.52	1.0 - 4.6	0.858 (net of subsidy)*
<b>PRINCIPAL AMOUNT OUTSTANDING</b>	1,809,000.00	16,854,000.00	8,605,000.00	71,695,000.00	75,150,000.00	7,820,993.77	40,500,000.00

Principal & Interest Payments Due in:

2022	630,850.00	3,607,394.60	2,968,006.00	7,028,126.00	8,059,308.00	926,669.12	481,383.00
2023	554,400.00	3,622,281.80	2,964,502.00	7,024,882.00	8,107,186.00	924,878.42	481,383.00
2024	393,850.00	3,629,577.00	2,970,224.00	7,027,636.00	8,108,050.00	923,835.22	481,383.00
2025	271,950.00	6,939,399.60		7,021,319.00	8,107,242.00	913,628.43	481,383.00
2026	158,550.00			7,020,862.00	8,104,762.00	914,075.02	481,383.00
2027				7,021,058.00	8,105,572.00	904,846.17	40,981,383.00
2028				7,016,838.00	8,104,634.00	895,895.88	
2029				7,013,133.00	8,106,910.00	882,733.47	
2030				7,009,805.00	8,102,400.00	876,146.21	
2031				7,011,647.00	8,101,104.00	869,739.99	
2032				7,008,521.00		853,032.37	
2033				7,005,358.00		842,449.75	
2034						15,000.00	
<b>TOTAL:</b>	<b>2,009,600.00</b>	<b>17,798,653.00</b>	<b>8,902,732.00</b>	<b>84,209,185.00</b>	<b>81,007,168.00</b>	<b>10,742,930.05</b>	<b>43,388,298.00</b>

\*Principal and interest payments shown for the 2010 COP's are net of an annual federal direct subsidy of \$2,186,919

School District of Osceola County, FL Future Debt Service Payments As of 06/30/2021	29B 2013 COP	29C 2014 COP	29D 2015 COP	29E 2017 COP	29F 2020 COP	Total COPs	Total Debt
<b>PROJECTS FUNDED</b>	Refunding 2004A COP	Refunding remaining portion of 2004A COP, 2004B COP and 2004C COP	Refunding 2005 COP	Refunding 2007 COP	Refunding 2009 COP		
<b>INTEREST RATE</b>	2.5 - 5.0	2.24	2.67	2.10	0.76		
<b>PRINCIPAL AMOUNT OUTSTANDING</b>	25,085,000.00	3,605,000.00	3,935,000.00	44,115,000.00	4,770,000.00	122,010,000.00	303,943,993.77

Principal & Interest Payments Due in:

2022	3,873,862.50	80,752.00	1,037,448.75	6,706,415.00	1,616,252.00	13,796,113.25	37,016,466.97
2023	3,870,262.50	80,752.00	1,036,883.50	6,705,035.00	1,614,244.00	13,788,560.00	36,986,690.22
2024	3,874,262.50	80,752.00	1,035,650.75	6,706,135.00	1,612,160.00	13,790,343.25	36,843,515.47
2025	3,871,012.50	80,752.00	1,038,683.75	8,439,610.00		13,911,441.25	37,164,980.28
2026	2,755,512.50	80,752.00		9,554,025.00		12,871,672.50	29,069,921.52
2027	2,752,950.00	80,752.00		9,556,560.00		53,371,645.00	69,403,121.17
2028	9,560,249.99	3,685,752.00				13,246,001.99	29,263,369.87
2029						0.00	16,002,776.47
2030						0.00	15,988,351.21
2031						0.00	15,982,490.99
2032						0.00	7,861,553.37
2033						0.00	7,847,807.75
2034						0.00	15,000.00
<b>TOTAL:</b>	<b>30,558,112.49</b>	<b>4,170,264.00</b>	<b>4,148,666.75</b>	<b>47,667,780.00</b>	<b>4,842,656.00</b>	<b>134,775,777.24</b>	<b>339,446,045.29</b>

## Debt Capacity Analysis - Capital Outlay Millage

Estimated Revenue		2022	2023	2024	2025	2026
Tax Roll		36,416,532,769	39,366,271,923	42,476,207,405	45,661,922,960	48,995,243,336
Millage		1.5	1.5	1.5	1.5	1.5
<b>Total Tax (Tax Roll * Millage * Collection)</b>	<b>0.96</b>	<b>52,439,807.19</b>	<b>56,687,431.57</b>	<b>61,165,738.66</b>	<b>65,753,169.06</b>	<b>70,553,150.40</b>

Debt Service Appropriations	SERIES	CHARGE ID	FACTORS					
COP 2009 Debt Service	A	*		-	-	-	-	-
COP 2010 Debt Service	A	*		5,001,868.64	5,001,868.64	5,001,868.64	4,997,868.64	4,997,868.64
COP 2010 Debt Service	A	QSCB Subsidy	1	(2,215,107.00)	(2,215,107.00)	(2,215,107.00)	(2,215,107.00)	(2,215,107.00)
COP 2013 Debt Service	A	*		3,878,737.50	3,875,137.50	3,879,137.50	3,875,887.50	2,760,387.50
COP 2014 Debt Service	A	*		85,732.00	85,732.00	85,732.00	85,732.00	85,732.00
COP 2015 Debt Service	A	*		1,042,028.75	1,041,463.50	1,040,230.75	1,043,263.75	-
COP 2017 Debt Service	A	*		6,711,325.00	6,709,945.00	6,711,045.00	8,444,520.00	9,558,935.00
COP 2020 Debt Service	A	*		1,620,067.00	1,618,059.00	1,617,225.00	-	-
Bellalago Benefit District	PF	*		926,669.12	924,878.42	923,835.22	913,628.43	914,075.02
<b>Total Debt Service Needs</b>				<b>17,051,321.01</b>	<b>17,041,977.06</b>	<b>17,043,967.11</b>	<b>17,145,793.32</b>	<b>16,101,891.16</b>


<b>Estimated Debt Service Capacity</b>	<b>35,388,486.18</b>	<b>39,645,454.51</b>	<b>44,121,771.55</b>	<b>48,607,375.74</b>	<b>54,451,259.24</b>
--	----------------------	----------------------	----------------------	----------------------	----------------------

<b>Millage Required to Meet Debt Service Needs</b>	<b>0.488</b>	<b>0.451</b>	<b>0.418</b>	<b>0.391</b>	<b>0.342</b>
<b>Millage Available for Capital Expenditures</b>	<b>1.012</b>	<b>1.049</b>	<b>1.082</b>	<b>1.109</b>	<b>1.158</b>

<b>Percent Indebted</b>	<b>32.5%</b>	<b>30.1%</b>	<b>27.9%</b>	<b>26.1%</b>	<b>22.8%</b>
-------------------------	--------------	--------------	--------------	--------------	--------------



# Capital Projects Fund



# FUND 300

## CAPITAL PROJECTS FUND BUDGET

This fund reports the revenue and expenditures for construction and renovations of school buildings and grounds. Funds are accounted for by source and year of appropriation.

The Board also generates capital revenue by levying capital outlay taxes. By law, this tax millage is limited to 1.5 mills and is currently set at the maximum.

The District receives impact fees charged against new residential construction.

Based on an inter-local agreement with local governmental entities, the District receives 25% of the revenue generated through the one-cent infrastructure sales surtax levied by the county through 2025.

Through a voter-approved referendum, the District also receives revenue from a half-cent school surtax.

Public Education Capital Outlay funds (PECO) are derived from utility taxes throughout the state and are allocated by the Legislature each year. PECO funds provide for maintenance and renovation of existing facilities and health and safety needs.

Capital Outlay (CO) and Debt Service (DS) revenues are derived from motor vehicle license tag fees.

State funds must be expended on capital outlay projects in accordance with state regulations. These regulations require recommendation of a school plant survey which must be conducted at least every five years.

**THE SCHOOL DISTRICT OF OSCEOLA COUNTY, FL**  
**SUMMARY PROPOSED FIVE YEAR CAPITAL OUTLAY PLAN**

	2021-22	2022-23	2023-24	2024-25	2025-26
<b>BEGINNING FUND BALANCE &amp; ESTIMATED REVENUES</b>					
<b>BEGINNING FUND BALANCE</b>					
Capacity	\$ 138,917,959	\$ 205,431,843	\$ 168,742,103	\$ 226,770,526	\$ 296,372,835
Carryover - Capacity	49,488,363	-	-	-	-
Non-Capacity	136,723,185	77,939,708	99,868,786	106,755,081	139,001,145
Carryover - Non-Capacity	81,966,132	-	-	-	-
<b>Total Beginning Fund Balance</b>	<b>407,095,639</b>	<b>283,371,551</b>	<b>268,610,888</b>	<b>333,525,607</b>	<b>435,373,979</b>
<b>ESTIMATED REVENUES</b>					
Capacity Sources	70,513,884	70,510,260	70,528,423	70,602,309	70,684,658
Non-Capacity Sources	106,694,030	111,223,190	117,336,949	123,767,258	129,895,044
<b>Total Estimated Revenues</b>	<b>177,207,914</b>	<b>181,733,450</b>	<b>187,865,372</b>	<b>194,369,567</b>	<b>200,579,702</b>
<b>Total Beginning Fund Balance &amp; Estimated Revenues</b>	<b>\$ 584,303,553</b>	<b>\$ 465,105,001</b>	<b>\$ 456,476,260</b>	<b>\$ 527,895,174</b>	<b>\$ 635,953,681</b>
<b>APPROPRIATIONS &amp; PROJECTED ENDING FUND BALANCE</b>					
<b>APPROPRIATIONS</b>					
Capacity	53,488,363	107,200,000	12,500,000	1,000,000	1,000,000
Non-Capacity	247,443,639	89,294,112	110,450,653	91,521,195	83,627,883
<b>Total Appropriations</b>	<b>300,932,002</b>	<b>196,494,112</b>	<b>122,950,653</b>	<b>92,521,195</b>	<b>84,627,883</b>
<b>PROJECTED ENDING FUND BALANCE</b>					
Capacity	205,431,843	168,742,103	226,770,526	296,372,835	366,057,493
Non-Capacity	77,939,708	99,868,786	106,755,081	139,001,145	185,268,306
<b>Total Ending Fund Balance</b>	<b>283,371,551</b>	<b>268,610,888</b>	<b>333,525,607</b>	<b>435,373,979</b>	<b>551,325,798</b>
<b>Total Appropriations &amp; Projected Ending Fund Balance</b>	<b>\$ 584,303,553</b>	<b>\$ 465,105,001</b>	<b>\$ 456,476,260</b>	<b>\$ 527,895,174</b>	<b>\$ 635,953,681</b>



**THE SCHOOL DISTRICT OF OSCEOLA COUNTY, FL**  
**PROPOSED FIVE YEAR CAPITAL OUTLAY PLAN - CAPACITY**

	2021-22	2022-23	2023-24	2024-25	2025-26
<b>BEGINNING FUND BALANCE &amp; ESTIMATED REVENUES</b>					
<b>BEGINNING FUND BALANCE</b>					
Restricted for Capital Projects	\$ 138,917,959	\$ 205,431,843	\$ 168,742,103	\$ 226,770,526	\$ 296,372,835
Restricted for Carryover Appropriations	49,488,363	-	-	-	-
<b>Total Beginning Fund Balance</b>	<b>188,406,322</b>	<b>205,431,843</b>	<b>168,742,103</b>	<b>226,770,526</b>	<b>296,372,835</b>
<b>ESTIMATED REVENUES</b>					
Impact Fees	70,000,000	70,000,000	70,000,000	70,000,000	70,000,000
Flora Ridge EFBD	334,337	341,024	347,844	354,801	361,897
Interest	179,547	169,236	180,579	247,508	322,761
<b>Total Estimated Revenues</b>	<b>70,513,884</b>	<b>70,510,260</b>	<b>70,528,423</b>	<b>70,602,309</b>	<b>70,684,658</b>
<b>Total Beginning Fund Balance &amp; Estimated Revenues</b>	<b>\$ 258,920,206</b>	<b>\$ 275,942,103</b>	<b>\$ 239,270,526</b>	<b>\$ 297,372,835</b>	<b>\$ 367,057,493</b>
<b>APPROPRIATIONS AND ENDING FUND BALANCE</b>					
<b>APPROPRIATIONS</b>					
<b>NEW SCHOOL PROJECTS</b>					
<b>MIDDLE SCHOOLS</b>					
<b>K-8'S</b>					
"AA" Kindred (opening August 2024)	-	34,700,000	3,500,000	-	-
"BB" Knightsbridge (opening August 2024)	-	35,000,000	4,000,000	-	-
"CC" Sunbridge (opening August 2024)	-	36,500,000	4,000,000	-	-
<b>Total New School Projects</b>	<b>-</b>	<b>106,200,000</b>	<b>11,500,000</b>	<b>-</b>	<b>-</b>
<b>OTHER CAPACITY PROJECTS</b>					
Buses	1,000,000	1,000,000	1,000,000	1,000,000	1,000,000
Land Purchases	3,000,000				
<b>Total Other Capacity Projects</b>	<b>4,000,000</b>	<b>1,000,000</b>	<b>1,000,000</b>	<b>1,000,000</b>	<b>1,000,000</b>
<b>CARRYOVER</b>					
"A" Celebration Island	27,100,145				
"AA" Kindred K-8	4,597,875				
"BB" Knightsbridge K-8	3,000,000				
"CC" Sunbridge K-8	3,000,000				
Canoe Creek K-8	987,519				
Harmony Middle School	11,100				
Land Purchases	8,550,000				
Poinciana Business Academy	2,404				
School Buses	1,001,708				
Unallocated	1,237,612				
<b>Total Carryover</b>	<b>49,488,363</b>	<b>-</b>	<b>-</b>	<b>-</b>	<b>-</b>
<b>Total Appropriations</b>	<b>53,488,363</b>	<b>107,200,000</b>	<b>12,500,000</b>	<b>1,000,000</b>	<b>1,000,000</b>
<b>Annual Surplus/(Deficiency)</b>	<b>17,025,521</b>	<b>(36,689,740)</b>	<b>58,028,423</b>	<b>69,602,309</b>	<b>69,684,658</b>
<b>PROJECTED ENDING FUND BALANCE</b>					
Restricted for Capital Projects	205,431,843	168,742,103	226,770,526	296,372,835	366,057,493
<b>Total Ending Fund Balance</b>	<b>205,431,843</b>	<b>168,742,103</b>	<b>226,770,526</b>	<b>296,372,835</b>	<b>366,057,493</b>
<b>Total Appropriations &amp; Projected Ending Fund Balance</b>	<b>\$ 258,920,206</b>	<b>\$ 275,942,103</b>	<b>\$ 239,270,526</b>	<b>\$ 297,372,835</b>	<b>\$ 367,057,493</b>

**THE SCHOOL DISTRICT OF OSCEOLA COUNTY, FL**  
**PROPOSED FIVE YEAR CAPITAL OUTLAY PLAN - NON-CAPACITY**

	2021-22	2022-23	2023-24	2024-25	2025-26
<b>BEGINNING FUND BALANCE &amp; ESTIMATED REVENUES</b>					
<b>BEGINNING FUND BALANCE</b>					
Restricted for Capital Projects	\$ 136,723,185	\$ 77,939,708	\$ 99,868,786	\$ 106,755,081	139,001,145
Restricted for Carryover Appropriations	81,966,132				
<b>Total Beginning Fund Balance</b>	<b>218,689,317</b>	<b>77,939,708</b>	<b>99,868,786</b>	<b>106,755,081</b>	<b>139,001,145</b>
<b>ESTIMATED REVENUES</b>					
CO&DS Flowthrough	1,000,000	1,000,000	1,000,000	1,000,000	1,000,000
1.5 Mill CO TAX	52,570,226	56,828,415	61,317,859	65,916,699	70,728,618
1/4 Cent Infrastructure Sales Surtax	15,000,000	15,110,739	15,646,240	16,249,224	16,674,089
1/2 Cent School Capital Outlay Surtax	30,000,000	30,221,478	31,292,480	32,498,448	33,348,178
La Rosa Field Naming Rights Revenue	10,000	10,000	10,000	10,000	10,000
Charter Capital	7,976,162	7,976,162	7,976,162	7,976,162	7,976,162
Interest	137,642	76,396	94,208	116,725	157,997
<b>Total Estimated Revenues</b>	<b>106,694,030</b>	<b>111,223,190</b>	<b>117,336,949</b>	<b>123,767,258</b>	<b>129,895,044</b>
<b>Total Beginning Fund Balance &amp; Estimated Revenues</b>	<b>\$ 325,383,347</b>	<b>\$ 189,162,898</b>	<b>\$ 217,205,735</b>	<b>\$ 230,522,339</b>	<b>\$ 268,896,189</b>
<b>APPROPRIATIONS AND ENDING FUND BALANCE</b>					
<b>APPROPRIATIONS</b>					
<b>RECURRING PROJECTS</b>					
Athletic Facilities	120,000	120,000	120,000	120,000	120,000
Charter Capital (Tsf to General Fund)	7,976,162	7,976,162	7,976,162	7,976,162	7,976,162
General School Facilities Operations (Reimb to General Fund)	2,107,119	2,128,190	2,149,472	2,170,967	2,170,967
General School Maintenance Line Items (Tsf to General Fund)	2,089,231	2,110,123	2,131,225	2,152,537	2,152,537
General School Maintenance Salaries (Tsf to General Fund)	9,208,717	9,300,804	9,393,812	9,487,750	9,582,628
General School Security Line Item (Tsf to General Fund)	101,470	102,485	103,510	104,545	104,545
Health & Safety	950,000	950,000	950,000	950,000	950,000
Portable Installation (Includes technology)	300,000	300,000	300,000	300,000	300,000
Portable Rent (Tsf to General Fund)	1,900,000	1,900,000	1,900,000	1,900,000	1,900,000
Property Casualty Insurance (Tsf to General Fund)	4,166,981	4,166,981	4,166,981	4,166,981	4,166,981
Safety and Security	1,000,000	1,000,000	1,000,000	1,000,000	1,000,000
School Buses	4,500,000	3,250,000	3,250,000	3,250,000	3,250,000
Student Computers	-	-	-	3,000,000	3,000,000
Technology Infrastructure	9,087,600	6,500,000	6,500,000	6,500,000	6,500,000
White Fleet	300,000	300,000	300,000	300,000	300,000
<b>Total Recurring Projects</b>	<b>43,807,280</b>	<b>40,104,745</b>	<b>40,241,161</b>	<b>43,378,942</b>	<b>43,473,819</b>
<b>RENOVATION/REMODELING PROJECTS</b>					
Comprehensive Renovations- Gateway High School	74,000,000	-	-	-	-
Cyclical Capital Renewal	4,000,000	4,000,000	4,000,000	4,000,000	4,000,000
Maintenance and Renovation - Deferred Maintenance	4,500,000	5,000,000	5,000,000	5,000,000	5,000,000
Neptune Elementary School Traffic Solution	1,500,000	-	-	-	-
<b>Total Renovation/Remodeling</b>	<b>84,000,000</b>	<b>9,000,000</b>	<b>9,000,000</b>	<b>9,000,000</b>	<b>9,000,000</b>
<b>DEBT SERVICE</b>					
Repay LOANS - Long Term (COPs) (Total)	15,068,778	16,038,942	16,041,975	16,154,008	15,109,659
Repay LOANS - Long Term (Sales Tax Revenue Bonds)	21,674,780	21,725,547	21,743,682	22,074,526	15,130,239
Repay LOANS - EFB	926,669	924,878	923,835	913,628	914,075
<b>Total Debt Service</b>	<b>37,670,227</b>	<b>38,689,367</b>	<b>38,709,492</b>	<b>39,142,162</b>	<b>31,153,973</b>
<b>OTHER NON-CAPACITY PROJECTS</b>					
Transportation East	-	1,500,000	22,500,000	-	-
<b>Total Other Projects</b>	<b>-</b>	<b>1,500,000</b>	<b>22,500,000</b>	<b>-</b>	<b>-</b>
<b>CARRYOVER</b>					
<b>RECURRING PROJECTS</b>					
Athletic Facilities - High Schools	84,875				
Health & Safety	1,866,268				
Cyclical Capital Renewal	4,940,750				
Maintenance and Renovation - Deferred Maintenance	8,396,897				
Portable Installation (Includes Technology)	408,297				
Safety & Security	1,338,734				
School Buses Replacement	6,734				
Student Computers	864,673				
Technology Infrastructure	5,505,410				
White Fleet	218,809				
Unallocated Future Projects	4,721,266				
<b>RENOVATION/REMODELING PROJECTS</b>					
Canoe Creek K-8 Renovation	8,325,285				
Comprehensive Renovations- Denn John Middle School	28,800				
Comprehensive Renovations- Gateway High School	3,171,012				
Comprehensive Renovations- Michigan Avenue Elementary	21,840				
Comprehensive Renovations- Osceola County School for the Arts	2,000,000				
Comprehensive Renovations-Reedy Creek Elementary	1,983,767				
Comprehensive Renovations- St. Cloud Middle School	108,557				
Horizon Middle School Ancillary Transportation Renovation	500,000				
Land	7,125,000				
Neptune Bus Loop	645,000				
OCSA Bus Loop & Road Extension	4,000,000				
Osceola Virtual School	23,196				
oTECH Welding Project	2,744,916				
Space Reconfigurations	836,046				
Transportation Facility	22,100,000				
<b>Total Carryover</b>	<b>81,966,132</b>	<b>-</b>	<b>-</b>	<b>-</b>	<b>-</b>
<b>Total Appropriations</b>	<b>247,443,639</b>	<b>89,294,112</b>	<b>110,450,653</b>	<b>91,521,195</b>	<b>83,627,883</b>
<b>Annual Surplus/(Deficiency)</b>	<b>(140,749,609)</b>	<b>21,929,078</b>	<b>6,886,296</b>	<b>32,246,063</b>	<b>46,267,161</b>
<b>PROJECTED ENDING FUND BALANCE</b>					
Restricted for Capital Projects	77,939,708	99,868,786	106,755,081	139,001,145	185,268,306
<b>Total Ending Fund Balance</b>	<b>77,939,708</b>	<b>99,868,786</b>	<b>106,755,081</b>	<b>139,001,145</b>	<b>185,268,306</b>
<b>Total Appropriations &amp; Projected Ending Fund Balance</b>	<b>\$ 325,383,347</b>	<b>\$ 189,162,898</b>	<b>\$ 217,205,735</b>	<b>\$ 230,522,339</b>	<b>\$ 268,896,189</b>

**THE SCHOOL DISTRICT OF OSCEOLA COUNTY, FL**  
**CAPITAL PROJECTS FUND - ESTIMATED REVENUES AND BEGINNING FUND BALANCE**

Source	ACCT. NO.	2021-22 Budget	2020-21 Actual	Difference
<b>STATE:</b>				
Capital Outlay & Debt Service	321	1,000,000.00	2,039,935.00	(1,039,935.00)
Interest on Undistributed CO&DS	325	-	45,257.00	(45,257.00)
PECO	391	-	-	-
Charter Capital	397	7,976,162.00	7,976,189.00	(27.00)
Other Miscellaneous State	399	-	-	-
Total State		<u>8,976,162.00</u>	<u>10,061,381.00</u>	<u>(1,085,219.00)</u>
<b>LOCAL:</b>				
Capital Outlay Tax (1.5 Mills)	413	52,570,226.00	48,914,154.00	3,656,072.00
Infrastructure Sales Surtax	418	15,000,000.00	15,165,487.00	(165,487.00)
School Capital Sales Surtax	419	30,000,000.00	30,323,844.00	(323,844.00)
Interest	43X	317,189.00	1,136,896.00	(819,707.00)
Grants	440	-	-	-
Miscellaneous	495	344,337.00	8,054,590.00	(7,710,253.00)
Impact Fees	496	70,000,000.00	83,128,923.10	(13,128,923.10)
Total Local		<u>168,231,752.00</u>	<u>186,723,894.10</u>	<u>(18,492,142.10)</u>
<b>OTHER SOURCES:</b>				
Transfers In	620	-	-	-
Other Financing Sources	710	-	75,150,000.00	(75,150,000.00)
Total Other Sources		<u>-</u>	<u>75,150,000.00</u>	<u>(75,150,000.00)</u>
<b>TOTAL ESTIMATED REVENUE &amp; OTHER SOURCES</b>		<u>177,207,914.00</u>	<u>271,935,275.10</u>	<u>(94,727,361.10)</u>
<b>FUND BALANCE AT BEGINNING OF YEAR:</b>				
Restricted for Capital Projects	2726	407,095,638.88	259,963,766.78	147,131,872.10
Total Beginning Fund Balance		<u>407,095,638.88</u>	<u>259,963,766.78</u>	<u>147,131,872.10</u>
<b>TOTAL EST REVENUE AND BEGINNING FD BAL</b>		<u>584,303,552.88</u>	<u>531,899,041.88</u>	<u>52,404,511.00</u>

**THE SCHOOL DISTRICT OF OSCEOLA COUNTY, FL**  
**CAPITAL PROJECTS FUND - APPROPRIATIONS AND ENDING FUND BALANCE**

Use	ACCT. NO.	2021-22 Budget	2020-21 Actual	Difference
<b>APPROPRIATIONS:</b>				
Library Books	6100	6,086.27	82,157.00	(76,070.73)
Audio-Visual Materials	6200	108.90	69.00	39.90
Buildings and Additions	6300	148,886,033.42	33,854,450.00	115,031,583.42
Furniture, Fixtures and Equipment	6400	9,144,357.76	6,927,805.00	2,216,552.76
Vehicle Purchase	6500	7,027,251.40	3,440,456.00	3,586,795.40
Land	6600	18,675,000.00	10,214,462.00	8,460,538.00
Site Improvements	6700	5,602,342.57	2,106,056.00	3,496,286.57
Remodeling and Renovations	6800	44,443,203.98	18,082,059.00	26,361,144.98
Computer Software	6900	4,034,830.13	3,148,155.00	886,675.13
Fees	7300	-	3,015.00	(3,015.00)
Total Function 7400 Appropriations		<u>237,819,214.43</u>	<u>77,858,684.00</u>	<u>159,960,530.43</u>
<b>OTHER USES:</b>				
To General Fund	9100	25,442,561.00	16,599,099.00	8,843,462.00
To Debt Service Fund	9200	37,670,226.71	30,345,620.00	7,324,606.71
Total Other Financing Uses		<u>63,112,787.71</u>	<u>46,944,719.00</u>	<u>16,168,068.71</u>
<b>TOTAL APPROPRIATIONS AND OTHER USES</b>		<u>300,932,002.14</u>	<u>124,803,403.00</u>	<u>176,128,599.14</u>
<b>ESTIMATED REVENUES LESS APPROPRIATIONS</b>		<u>(123,724,088.14)</u>	<u>147,131,872.10</u>	<u>(270,855,960.24)</u>
<b>FUND BALANCE AT END OF YEAR:</b>				
Restricted for Capital Projects	2726	283,371,550.74	407,095,638.88	(123,724,088.14)
Total Ending Fund Balance		<u>283,371,550.74</u>	<u>407,095,638.88</u>	<u>(123,724,088.14)</u>
<b>TOTAL APPROPRIATIONS AND ENDING FD BAL</b>		<u>584,303,552.88</u>	<u>531,899,041.88</u>	<u>52,404,511.00</u>

**THE SCHOOL DISTRICT OF OSCEOLA COUNTY, FL**  
**CAPITAL PROJECTS FUND - ESTIMATED REVENUES AND BEGINNING FUND BALANCE**

Source	ACCT. NO.	391 Educational Impact Fees	37X CO TAX	394 School Capital Sales Surtax	393 Infrastructure Sales Surtax	3A6 School Capital Sales Tax Bonds
<b>STATE:</b>						
Capital Outlay & Debt Service	321					
PECO	391					
Charter Capital	397					
Miscellaneous	399					
Total State		-	-	-	-	-
<b>LOCAL:</b>						
Capital Outlay Tax (1.5 Mills)	413		52,570,226.00			
Infrastructure Sales Surtax	418				15,000,000.00	
School Capital Sales Surtax	419			30,000,000.00		
Interest	431	179,547.00	137,642.00			
Miscellaneous	495					
Impact Fees	496	70,000,000.00				
Total Local		70,179,547.00	52,707,868.00	30,000,000.00	15,000,000.00	-
<b>OTHER SOURCES:</b>						
Transfers In	620	-	-	-	-	-
Total Other Sources		-	-	-	-	-
<b>TOTAL ESTIMATED REVENUE &amp; OTHER SOURCES</b>		70,179,547.00	52,707,868.00	30,000,000.00	15,000,000.00	-
<b>FUND BALANCE AT BEGINNING OF YEAR:</b>						
Restricted for Capital Projects	2726	187,113,779.75	47,156,309.47	79,012,539.62	28,923,901.73	52,996,212.05
Total Beginning Fund Balance		187,113,779.75	47,156,309.47	79,012,539.62	28,923,901.73	52,996,212.05
<b>TOTAL EST REVENUE AND BEGINNING FD BAL</b>		257,293,326.75	99,864,177.47	109,012,539.62	43,923,901.73	52,996,212.05

**THE SCHOOL DISTRICT OF OSCEOLA COUNTY, FL**  
**CAPITAL PROJECTS FUND - ESTIMATED REVENUES AND BEGINNING FUND BALANCE**

Source	ACCT. NO.	360 CO & DS	390 Capital Projects LCIF	380 Flora Ridge EFBD	3A7 Charter Capital	Total
<b>STATE:</b>						
Capital Outlay & Debt Service	321	1,000,000.00				1,000,000.00
PECO	391					-
Charter Capital	397				7,976,162.00	7,976,162.00
Miscellaneous	399					-
Total State		1,000,000.00	-	-	7,976,162.00	8,976,162.00
<b>LOCAL:</b>						
Capital Outlay Tax (1.5 Mills)	413					52,570,226.00
Infrastructure Sales Surtax	418					15,000,000.00
School Capital Sales Surtax	419					30,000,000.00
Interest	431					317,189.00
Miscellaneous	495		10,000.00	334,337.00		344,337.00
Impact Fees	496					70,000,000.00
Total Local		-	10,000.00	334,337.00	-	168,231,752.00
<b>OTHER SOURCES:</b>						
Transfers In	620	-	-	-	-	-
Total Other Sources		-	-	-	-	-
<b>TOTAL ESTIMATED REVENUE &amp; OTHER SOURCES</b>		1,000,000.00	10,000.00	334,337.00	7,976,162.00	177,207,914.00
<b>FUND BALANCE AT BEGINNING OF YEAR:</b>						
Restricted for Capital Projects	2726	6,686,005.90	3,914,347.89	1,292,542.47	-	407,095,638.88
Total Beginning Fund Balance		6,686,005.90	3,914,347.89	1,292,542.47	-	407,095,638.88
<b>TOTAL EST REVENUE AND BEGINNING FD BAL</b>		7,686,005.90	3,924,347.89	1,626,879.47	7,976,162.00	584,303,552.88

**THE SCHOOL DISTRICT OF OSCEOLA COUNTY, FL**  
**CAPITAL PROJECTS FUND - APPROPRIATIONS AND ENDING FUND BALANCE**

Use	ACCT. NO.	391 Educational Impact Fees	37X CO TAX	394 School Capital Sales Surtax	393 Infrastructure Sales Surtax	3A6 School Capital Sales Tax Bonds
<b>APPROPRIATIONS:</b>						
Library Books	6100				6,086	
Audio-Visual Materials	6200				108.90	
Buildings and Additions	6300	37,680,293.70	9,744,915.98	35,058,930.92	19,053,835.33	47,348,057.49
Furniture, Fixtures and Equipment	6400	1,018,750.16	7,145,249.35	590.36	940,187.16	39,580.73
Vehicle Purchase	6500	2,001,708.00	6,734.00		5,018,809.40	
Land	6600	11,550,000.00	7,125,000.00			
Site Improvements	6700		898,037.94	182,246.00	1,380,475.90	191,582.73
Remodeling and Renovations	6800	1,237,611.63	13,104,347.84	16,098,835.70	6,295,215.47	5,058,210.86
Computer Software	6900		3,918,591.51	115,928.12	310.50	
Fees	7300					
Total Function 7400 Appropriations		53,488,363.49	41,942,876.62	51,456,531.10	32,695,028.93	52,637,431.81
<b>OTHER USES:</b>						
To General Fund	9100		17,466,399.00			
To Debt Service Fund	9200		15,995,447.11	15,093,549.00	6,581,230.60	
Total Other Financing Uses		-	33,461,846.11	15,093,549.00	6,581,230.60	-
<b>TOTAL APPROPRIATIONS AND OTHER USES</b>		53,488,363.49	75,404,722.73	66,550,080.10	39,276,259.53	52,637,431.81
<b>ESTIMATED REVENUES LESS APPROPRIATIONS</b>		16,691,183.51	(22,696,854.73)	(36,550,080.10)	(24,276,259.53)	(52,637,431.81)
<b>FUND BALANCE AT END OF YEAR:</b>						
Restricted for Capital Projects	2726	203,804,963.26	24,459,454.74	42,462,459.52	4,647,642.20	358,780.24
Total Ending Fund Balance		203,804,963.26	24,459,454.74	42,462,459.52	4,647,642.20	358,780.24
<b>TOTAL APPROPRIATIONS AND ENDING FD BAL</b>		257,293,326.75	99,864,177.47	109,012,539.62	43,923,901.73	52,996,212.05

**THE SCHOOL DISTRICT OF OSCEOLA COUNTY, FL**  
**CAPITAL PROJECTS FUND - APPROPRIATIONS AND ENDING FUND BALANCE**

Use	ACCT. NO.	360 CO & DS	390 Capital Projects LCIF	380 Flora Ridge EFBD	3A7 Charter Capital	Total
<b>APPROPRIATIONS:</b>						
Library Books	6100					6,086.27
Audio-Visual Materials	6200					108.90
Buildings and Additions	6300					148,886,033.42
Furniture, Fixtures and Equipment	6400					9,144,357.76
Vehicle Purchase	6500					7,027,251.40
Land	6600					18,675,000.00
Site Improvements	6700		2,950,000.00			5,602,342.57
Remodeling and Renovations	6800	2,648,982.48				44,443,203.98
Computer Software	6900					4,034,830.13
Fees	7300					-
Total Function 7400 Appropriations		2,648,982.48	2,950,000.00	-	-	237,819,214.43
<b>OTHER USES:</b>						
To General Fund	9100				7,976,162.00	25,442,561.00
To Debt Service Fund	9200					37,670,226.71
Total Other Financing Uses		-	-	-	7,976,162.00	63,112,787.71
<b>TOTAL APPROPRIATIONS AND OTHER USES</b>		2,648,982.48	2,950,000.00	-	7,976,162.00	300,932,002.14
<b>ESTIMATED REVENUES LESS APPROPRIATIONS</b>		(1,648,982.48)	(2,940,000.00)	334,337.00	-	(123,724,088.14)
<b>FUND BALANCE AT END OF YEAR:</b>						
Restricted for Capital Projects	2726	5,037,023.42	974,347.89	1,626,879.47	-	283,371,550.74
Total Ending Fund Balance		5,037,023.42	974,347.89	1,626,879.47	-	283,371,550.74
<b>TOTAL APPROPRIATIONS AND ENDING FD BAL</b>		7,686,005.90	3,924,347.89	1,626,879.47	7,976,162.00	584,303,552.88



**THE SCHOOL DISTRICT OF OSCEOLA COUNTY, FL**

SAFETY & SECURITY - CARRYOVER

PROJECT DESCRIPTION / LOCATION	BEGINNING BUDGET	EXPENDITURES	ENCUMBERED	AVAILABLE
S&S BURGLAR SYSTEMS				
COUNTY-WIDE	\$ 6,000.00	\$ 5,009.22		\$ 990.78
S&S FENCING/GATES				
FLORA RIDGE ELEMENTARY	13,000.00		11,311.54	1,688.46
KISSIMMEE MIDDLE SCHOOL	2,000.00	1,162.01		837.99
NARCOOSSEE MIDDLE SCHOOL	30,000.00			30,000.00
NEPTUNE ELEMENTARY	12,000.00	10,503.56		1,496.44
WESTSIDE K-8 SCHOOL	5,000.00	4,805.42		194.58
S&S LOCKS				
COUNTY-WIDE	53,446.90	52,845.15		601.75
S&S TECHNOLOGY				
COUNTY-WIDE	215,450.00	103,100.00		112,350.00
S&S VIDEO SURVEILLANCE				
CELEBRATION K-8	116,051.88		116,050.90	0.98
FLORA RIDGE ELEMENTARY	39,612.63		39,612.63	
ST. CLOUD ELEMENTARY	47,294.32		47,294.32	
THACKER AVE ELEM INTL STUDIES	63,737.03	1,920.00	61,817.03	
SAFETY & SECURITY				
COUNTY-WIDE	632,936.55			632,936.55
S&S WINDOWS				
ADULT LEARNING CENTER	30,060.00	10,700.00	19,360.00	
CELEBRATION HIGH SCHOOL	178,795.00	171,111.00		7,684.00
COUNTY-WIDE	141,018.25	115,531.25		25,487.00
DENN JOHN MIDDLE SCHOOL	53,971.92	49,740.12	4,231.80	
DISCOVERY 6-8	5,225.00		5,225.00	
EAST LAKE ELEMENTARY SCHOOL	19,513.62	1,200.00	18,313.62	
FLORA RIDGE ELEMENTARY	31,061.86	29,886.86		1,175.00
HARMONY HIGH SCHOOL	155,880.00	150,920.00		4,960.00
HIGHLANDS ELEMENTARY	1,300.00		1,300.00	
HORIZON MIDDLE SCHOOL	3,516.40		3,516.40	
KISSIMMEE ELEMENTARY SCHOOL	1,457.85		1,457.85	
KOA ELEMENTARY	550.00			550.00
LIBERTY HIGH SCHOOL	5,948.40		5,948.40	
NARCOOSSEE ELEMENTARY SCHOOL	1,865.32	1,225.00	640.32	
NARCOOSSEE MIDDLE SCHOOL	4,475.00		4,475.00	
NEOCITY ACADEMY	1,661.60			1,661.60
NEPTUNE ELEMENTARY	29,620.42	27,034.42	1,293.00	1,293.00
NEPTUNE MIDDLE SCHOOL	1,420.20		1,420.20	
NEW BEGINNINGS	2,072.00		2,072.00	
PLEASANT HILL ELEMENTARY	2,889.00	1,575.00	1,314.00	
POINCIANA ACADEMY OF FINE ARTS	91,212.40	41,862.40		49,350.00
POINCIANA HIGH SCHOOL	11,435.20	5,717.60		5,717.60
ST. CLOUD ELEMENTARY	6,603.60		6,603.60	
THE OSC CNTY SCH FOR THE ARTS	4,673.20	1,209.00	3,464.20	
VENTURA ELEMENTARY	1,123.20	973.20		150.00
WESTSIDE K-8 SCHOOL	34,702.69	32,250.29	2,452.40	
ZENITH	1,125.00		1,125.00	
OSCEOLA VIRTUAL SCHOOL	2,858.00		2,858.00	
CANOE CREEK K8	325.00			325.00
GATE POWER				
HIGHLANDS ELEMENTARY	20,000.00	7,735.30		12,264.70
MILL CREEK ELEMENTARY	10,000.00	8,251.95		1,748.05

PROJECT DESCRIPTION / LOCATION	BEGINNING BUDGET	EXPENDITURES	ENCUMBERED	AVAILABLE
S&S BLDG FIXTURES				
NEOCITY ACADEMY	12,148.75	11,948.75		200.00
S&S LOBBY MODIFICATIONS				
FLORA RIDGE ELEMENTARY	18,030.00	13,050.00	4,980.00	
HARMONY HIGH SCHOOL	12,346.00	12,298.74	47.26	
HORIZON MIDDLE SCHOOL	11,583.00	6,973.00	4,610.00	
KISSIMMEE MIDDLE SCHOOL	15,870.00	11,260.00	4,610.00	
KOA ELEMENTARY	18,400.00	12,270.00	6,130.00	
LAKEVIEW ELEMENTARY	17,251.00	7,481.00	9,770.00	
MILL CREEK ELEMENTARY	17,251.00	7,481.00	9,770.00	
NARCOOSSEE ELEMENTARY SCHOOL	12,821.00	12,298.74	522.26	
NEPTUNE MIDDLE SCHOOL	14,899.00	10,994.50	3,904.50	
PLEASANT HILL ELEMENTARY	20,787.00	11,392.00	9,395.00	
POINCIANA HIGH SCHOOL	17,346.00	6,826.00	10,520.00	
ST. CLOUD ELEMENTARY	14,428.00	12,298.74	2,129.26	
SUNRISE ELEMENTARY	20,775.00	14,645.00	6,130.00	
VENTURA ELEMENTARY	21,087.00	11,692.00	9,395.00	
Grand Total	\$ 2,337,912.19	\$ 999,178.22	\$ 445,070.49	\$ 893,663.48
			Carryover (Encumbered & Available)	\$ 1,338,734

**THE SCHOOL DISTRICT OF OSCEOLA COUNTY, FL**

**SAFETY AND SECURITY - NEW ITEMS**

Project Details / Equipment	Request
Burglar Alarms	\$ 350,000
Equipment	150,000
Fencing/Gates	150,000
Locks/Access Control	100,000
Window Film	250,000
Total	\$ 1,000,000

**THE SCHOOL DISTRICT OF OSCEOLA COUNTY, FL**

**TECHNOLOGY - CARRYOVER**

PROJECT DESCRIPTION / LOCATION	BEGINNING BUDGET	EXPENDITURES	ENCUMBERED	AVAILABLE
STUDENT COMPUTERS				
COUNTY-WIDE	\$ 3,301,480.20	\$ 2,436,807.65	\$ -	\$ 864,672.55
		Carryover (Encumbered & Available)		\$ 864,673
TECHNOLOGY INFRASTRUCTURE				
RETROFIT				
POINCIANA HIGH SCHOOL	963,880.00	41,702.14	20,075.00	902,102.86
TECHNOLOGY SERVICES	2,701,571.40	2,223,765.46	422,741.57	55,064.37
WESTSIDE K-8 SCHOOL	237,000.00	16,376.84		220,623.16
MEDIA & INSTRUCTION	2,524,000.00	30,184.00	144,475.00	2,349,341.00
ENTERPRISE SOFTWARE				
TECHNOLOGY SERVICES	2,877,756.20	1,906,118.64	839,513.56	132,124.00
MEDIA & INSTRUCTION	187,800.00	187,760.97		39.03
E-RATE EQUIPMENT				
TECHNOLOGY SERVICES	500,000.00	80,689.77		419,310.23
	\$ 9,992,007.60	\$ 4,486,597.82	\$ 1,426,805.13	\$ 4,078,604.65
		Carryover (Encumbered & Available)		\$ 5,505,410

**THE SCHOOL DISTRICT OF OSCEOLA COUNTY, FL**

**TECHNOLOGY- NEW ITEMS**

<b>Project / Equipment</b>	<b>Technology Group</b>	<b>Request</b>
<b>Enterprise Software</b>		
Asset Management Software (Destiny)	Media	\$ 85,000
Enterprise Electronic Resources (Classlink)	Media	150,000
iSeries (TERMS)	Information Systems	35,000
LIIS, Powerschool and Canvas	Information Systems	723,900
Microsoft EES	Information Systems	855,000
Network Enterprise Software	Infrastructure/Security	1,057,700
<b>Infrastructure/Equipment</b>		
Armis Device Security	Infrastructure	170,000
Cabling/Fiber	Infrastructure	1,500,000
Data Center UPS/AC	Infrastructure	176,000
eRate Match	Infrastructure	500,000
Identity Services Engine (ISE) / Prime	Infrastructure	16,000
Intercom Systems	Intercom	300,000
Secondary Site Equipment	Infrastructure	634,000
Sound Systems	Intercom	80,000
Switches, Access Points, & UPS	Infrastructure	1,800,000
Voice Gateways	Telephony	430,000
<b>Media Technology</b>		
Document Cameras	Media	150,000
Instructional Devices Storage	Media	425,000
<b>Total</b>		<b>\$ 9,087,600</b>

**THE SCHOOL DISTRICT OF OSCEOLA COUNTY, FL**

CYCLICAL CAPITAL - CARRYOVER

PROJECT DESCRIPTION / LOCATION	BEGINNING BUDGET	EXPENDITURES	ENCUMBERED & COMMITTED	AVAILABLE
ATHLETIC FACILITIES				
POINCIANA HIGH SCHOOL	\$ 46,736.00		\$ 24,580.00	\$ 22,156.00
BATHROOM RENOVATIONS				
HARMONY HIGH SCHOOL	36,588.00	11,970.00		24,618.00
BUS LOOP				
CELEBRATION K-8	90,810.00	8,692.00	62,371.60	19,746.40
CHILLER REPLACEMENT/REPAIR				
ADMINISTRATIVE CENTER	315,000.00	57,213.17	111,477.00	146,309.83
DISTRIBUTED ANTENNA SYSTEMS				
CELEBRATION K-8	378,612.00	299,767.10	76,533.64	2,311.26
CHESTNUT ELEM SCIENCE & ENGIN	101,629.00	33,424.49	68,203.65	0.86
HARMONY COMMUNITY SCHOOL (K-8)	141,229.00	47,886.91	93,341.77	0.32
HARMONY HIGH SCHOOL	348,345.41	346,173.26		2,172.15
LAKEVIEW ELEMENTARY	207,304.34	205,765.17	882.50	656.67
NARCOSSEE MIDDLE SCHOOL	291,688.00	231,834.67	59,852.99	0.34
POINCIANA ACADEMY OF FINE ARTS	271,950.00	113,617.85	158,295.71	36.44
ST. CLOUD HIGH SCHOOL	315,521.32	270,063.17	45,458.15	
WESTSIDE K-8 SCHOOL	170,596.20	61,861.50	108,734.70	
ELECTRICAL				
CHESTNUT ELEM SCIENCE & ENGIN	3,494.00	2,448.78		1,045.22
OSCEOLA TECHNICAL COLLEGE	50,540.38	1,445.00		49,095.38
TOHOPEKALIGA HIGH SCHOOL	110,400.00			110,400.00
ELECTRICAL/PLUMBING				
NEOCITY ACADEMY	7,033.00	4,299.35		2,733.65
σTECH ST CLOUD CAMPUS-OTCS	23,225.00	1,778.26	6,540.00	14,906.74
ENTRANCE				
CYPRESS ELEMENTARY	2,600.00			2,600.00
FIELD OR TRACK				
CELEBRATION HIGH SCHOOL	450,939.00			450,939.00
FIRE SUPPRESSION SYSTEM				
PURCHASING/WAREHOUSE	439,870.00	4,632.50	4,972.64	430,264.86
LOBBY/RECEPTION MODIFICATIONS				
CYPRESS ELEMENTARY	48,157.85		48,157.85	
DEERWOOD ELEMENTARY	53,252.00		53,252.00	
EAST LAKE ELEMENTARY SCHOOL	91,360.64		91,360.64	
HARMONY HIGH SCHOOL	89,606.57		89,606.57	
NARCOSSEE ELEMENTARY SCHOOL	98,895.26		98,895.26	
NEPTUNE ELEMENTARY	24,605.56		24,605.56	
NEPTUNE MIDDLE SCHOOL	85,914.70		85,914.70	
OSCEOLA HIGH SCHOOL	99,549.81		99,549.81	
PARKWAY MIDDLE SCHOOL	111,361.50	5,634.27	105,727.23	
ST. CLOUD ELEMENTARY	96,335.18		96,335.18	
MACHINE INSTALLATION				
HARMONY HIGH SCHOOL	31,238.00	13,262.55	10,737.45	7,238.00
MAINT/RENOV				
COUNTY-WIDE	361,544.59			361,544.59
PARKING LOT				
NEOCITY ACADEMY	1,700.00	542.34		1,157.66
σTECH ST CLOUD CAMPUS-OTCS	2,921.00	1,815.23		1,105.77
PARTITIONS				
KISSIMMEE ELEMENTARY SCHOOL	2,484.00	657.22		1,826.78
PLAYGROUND				
HICKORY TREE ELEMENTARY	50,000.00	46,949.20		3,050.80
NARCOSSEE ELEMENTARY SCHOOL	156,199.00	1,799.00		154,400.00
REMODELING				
VOLUNTARY PREK-REJE	187,990.42	23,231.20	120,798.91	43,960.31
RENOVATION				
CELEBRATION K-8	244,552.00	55,395.62	155,272.32	33,884.06
REPLACE GYM FLOOR				
HORIZON MIDDLE SCHOOL	189,280.00	67,000.00	122,280.00	
ROOFING				
ADMINISTRATIVE CENTER	330,000.00	13,925.00	14,265.00	301,810.00
PROFESSIONAL DEVELOPMENT	524,237.80	15,780.10	9,740.00	498,717.70

PROJECT DESCRIPTION / LOCATION	BEGINNING BUDGET	EXPENDITURES	ENCUMBERED & COMMITTED	AVAILABLE
SIDEWALKS				
HARMONY COMMUNITY SCHOOL (K-8)	26,925.00	4,435.44		22,489.56
SITE DRAINAGE				
POINCIANA HIGH SCHOOL	779,522.11	695,313.94		84,208.17
THE OSC CNTY SCH FOR THE ARTS	9,797.00	3,797.00		6,000.00
TECHNOLOGY				
MILL CREEK ELEMENTARY	55,000.00			55,000.00
WALL				
HARMONY HIGH SCHOOL	21,621.00			21,621.00
WELL				
ELEM CURRICULUM & INSTRUCTION	15,000.00		12,890.00	2,110.00
Grand Total	\$ 7,593,161.64	\$ 2,652,411.29	\$ 2,060,632.83	\$ 2,880,117.52
			Carryover (Encumbered & Available)	\$ 4,940,750

**THE SCHOOL DISTRICT OF OSCEOLA COUNTY, FL**

**CYCLICAL CAPITAL - NEW ITEMS**

Project	Estimated Cost
Secure lobbies	\$ 800,000
Distributed Antenna Systems (DAS)	1,200,000
Contingency/Reserve for new projects	<u>2,000,000</u>
Total	\$ 4,000,000



**THE SCHOOL DISTRICT OF OSCEOLA COUNTY, FL**  
DEFERRED MAINTENANCE - CARRYOVER


PROJECT DESCRIPTION / LOCATION	BEGINNING BUDGET	EXPENDITURES	ENCUMBERED	AVAILABLE
AC UNITS				
NEPTUNE MIDDLE SCHOOL	\$ 100,000.00	\$ 11,798.00	\$ 38,195.00	\$ 50,007.00
HUMAN RESOURCES	12,100.00	68.25		12,031.75
AIR HANDLER UNITS				
LAKEVIEW ELEMENTARY	525,000.00		29,310.00	495,690.00
ATHLETIC FACILITIES				
POINCIANA HIGH SCHOOL	98,581.25	29,500.00		69,081.25
BLEACHERS				
POINCIANA HIGH SCHOOL	100,000.00	72,754.00		27,246.00
BOILER				
REEDY CREEK ELEMENTARY	40,000.00	12,110.97		27,889.03
CARPET REPLACEMENT				
CELEBRATION K-8	300,000.00	127,598.75	167,707.23	4,694.02
CHESTNUT ELEM SCIENCE & ENGIN	300,000.00	188,852.50	110,490.06	657.44
HARMONY COMMUNITY SCHOOL (K-8)	325,000.00	220,152.42	64,738.63	40,108.95
MILL CREEK ELEMENTARY	400,000.00	155,704.15	157,733.33	86,562.52
NARCOOSSEE ELEMENTARY SCHOOL	300,000.00	237,993.18	27,667.92	34,338.90
POINCIANA HIGH SCHOOL	120,000.00	104,574.03		15,425.97
CHILLER REPLACEMENT/REPAIR				
CELEBRATION HIGH SCHOOL	233,850.13	232,029.13		1,821.00
CENTRAL AVENUE ELEMENTARY	547,808.01	547,168.83	639.18	
FLORA RIDGE ELEMENTARY	314,579.12	290,548.45	800.00	23,230.67
NARCOOSSEE MIDDLE SCHOOL	275,000.00	264,718.81	9,184.65	1,096.54
POINCIANA HIGH SCHOOL	409,750.22	206,952.75	900.00	201,897.47
FIELD OR TRACK				
LIBERTY HIGH SCHOOL	465,947.00	387,553.64	7,699.50	70,693.86
FLOORING				
DISCOVERY 6-8	32,723.05			32,723.05
FOOTBALL FIELD TURF				
OSCEOLA HIGH SCHOOL	150,000.00		99,840.00	50,160.00
FUEL SYSTEMS				
TRANSPORTATION	264,644.54		264,644.54	
GREENHOUSE				
HORIZON MIDDLE SCHOOL	25,000.00	15,693.04		9,306.96
GUTTERS				
BOGGY CREEK ELEMENTARY	10,000.00	4,709.08		5,290.92
CYPRESS ELEMENTARY	50,000.00	4,918.36		45,081.64
HVAC REPAIR/REPLACEMENT				
ADULT LEARNING CENTER	24,000.00			24,000.00
CENTRAL AVENUE ELEMENTARY	40,000.00			40,000.00
HORIZON MIDDLE SCHOOL	3,258,375.98	1,891,621.78	1,240,908.01	125,846.19
KISSIMMEE MIDDLE SCHOOL	3,246,675.64	1,906,673.86	1,225,358.50	114,643.28
NEPTUNE MIDDLE SCHOOL	50,000.00			50,000.00
PARKWAY MIDDLE SCHOOL	40,000.00			40,000.00
oTECH ST CLOUD CAMPUS-OTCS	6,000.00			6,000.00
LIGHTING				
CENTRAL AVENUE ELEMENTARY	30,000.00	24,483.08		5,516.92
POINCIANA HIGH SCHOOL	1,288,092.69	1,244,891.02	20,865.70	22,335.97
MAINT/RENOV				
COUNTY-WIDE	1,537,725.58			1,537,725.58
MILLWORK				
CYPRESS ELEMENTARY	80,000.00	4,144.69		75,855.31
PAINT AND/OR REPAIRS				
CELEBRATION K-8	97,347.50	38,092.50	59,255.00	
CHESTNUT ELEM SCIENCE & ENGIN	80,000.00		65,888.00	14,112.00
HARMONY COMMUNITY SCHOOL (K-8)	67,850.00		67,850.00	
HIGHLANDS ELEMENTARY	100,000.00		58,000.00	42,000.00
NARCOOSSEE ELEMENTARY SCHOOL	80,000.00		59,000.00	21,000.00
NEW BEGINNINGS	80,000.00		52,000.00	28,000.00
PARKING LOT				
NEW BEGINNINGS	20,000.00			20,000.00
PAVING				
POINCIANA HIGH SCHOOL	200,000.00			200,000.00

PROJECT DESCRIPTION / LOCATION	BEGINNING BUDGET	EXPENDITURES	ENCUMBERED	AVAILABLE
<b>PLAYGROUND</b>				
CENTRAL AVENUE ELEMENTARY	60,000.00	47,425.43		12,574.57
DEERWOOD ELEMENTARY	98,681.30	59,000.46	39,680.84	
LAKEVIEW ELEMENTARY	50,000.00			50,000.00
ST. CLOUD ELEMENTARY	75,000.00	23,373.00		51,627.00
THACKER AVE ELEM INTL STUDIES	75,000.00		68,030.45	6,969.55
<b>PLUMBING REPAIRS</b>				
DISCOVERY 6-8	500,000.00		18,400.00	481,600.00
<b>ROOFING</b>				
COUNTY-WIDE	50,000.00	21,574.54		28,425.46
<b>SIDEWALKS</b>				
CANOE CREEK CHARTER ACADEMY	101,360.00	56,045.48		45,314.52
<b>STAGE RIGGING</b>				
CELEBRATION K-8	6,175.75		6,175.75	
CENTRAL AVENUE ELEMENTARY	2,018.00		2,018.00	
COUNTY-WIDE	4,943.93			4,943.93
DEERWOOD ELEMENTARY	14,068.39		14,068.39	
HARMONY COMMUNITY SCHOOL (K-8)	4,400.50		4,400.50	
KISSIMMEE ELEMENTARY SCHOOL	7,905.00		7,905.00	
KISSIMMEE MIDDLE SCHOOL	6,806.50		6,806.50	
LIBERTY HIGH SCHOOL	30,021.00		30,021.00	
ST. CLOUD ELEMENTARY	3,660.93		3,660.93	
<b>WINDOW BLINDS</b>				
DEERWOOD ELEMENTARY	26,000.00	12,470.97		13,529.03
<b>Grand Total</b>	<b>\$ 16,842,092.01</b>	<b>\$ 8,445,195.15</b>	<b>\$ 4,029,842.61</b>	<b>\$ 4,367,054.25</b>
		<b>Carryover (Encumbered &amp; Available)</b>		<b>\$ 8,396,897</b>

**THE SCHOOL DISTRICT OF OSCEOLA COUNTY, FL**

**DEFERRED MAINTENANCE - NEW ITEMS**

<b>Facility</b>	<b>Project</b>	<b>Estimated Cost</b>
Celebration K8	Boiler # 2 repairs	\$ 15,000
Deerwood Elementary	HVAC Controls & Controllers	75,000
Denn John Middle	Gym Lighting still has 72 (T12)	25,000
Flora Ridge Elementary	Interior Painting	80,000
Hickory Tree Elementary	HVAC Controls & Controllers	250,000
Highlands Elementary	Flooring for Music, Band and Media	60,000
Kissimmee Middle	Window blinds	65,000
Lakeview Elementary	Replace controls	250,000
Lakeview Elementary	Paint interior and exterior trim	100,000
Lakeview Elementary	Replace all carpet including PE	325,000
Liberty High School	Football field turf replacement	185,000
Mill Creek Elementary	Playground behind building 10	60,000
Mill Creek Elementary	Playground by small shed	60,000
Osceola High	Correct inadequate ventilation 2nd floor	650,000
oTECH (Simpson Rd)	HVAC Controls and Controllers	170,000
Partin Settlement Elementary	HVAC Controls and Controllers	250,000
Pleasant Hill Elementary	Cooling Tower	100,000
Poinciana Academy of Fine Arts	Large Playground	175,000
Professional and Technical HS	HVAC Controls and Controllers	200,000
Ross Jeffries	Building 12 roof	150,000
School Nutrition Services	Roof replacement for portable 118 & 121	40,000
St. Cloud High	Compactor	22,000
Sunrise Elementary	Two chillers	600,000
Tohopekaliga High	Drainage athletic area	100,000
County-wide	Turf equipment	150,000
County-wide	Stage Rigging	75,000
Contingency/Reserve		268,000
	<b>Total</b>	<b>\$ 4,500,000</b>



# Special Revenue Fund



# FUND 400

## SPECIAL REVENUE FUND BUDGET

The Special Revenue Fund is comprised of three major sections: Food Service, Special Revenue-Other (Federal Grants) and Special Revenue-CARES, CRRSA and ARP.

The Food Service Fund reflects revenues and expenditures of the District's school nutrition services (SNS) program. Federal reimbursements and local collections are the primary revenue sources which support this program, as well as some State support. The District does not subsidize the school nutrition services program from any other funding sources.

Funds in the Special Revenue-Other section account for the District's Federal entitlements and competitive grants.

The Special Revenue-CARES, CRRSA and ARP section accounts for Federal COVID relief received through the Coronavirus Aid, Relief and Economic Security (CARES) Act, the Coronavirus Response and Relief Supplemental Appropriation (CRRSA) Act, and the American Rescue Plan (ARP) Act.

**THE SCHOOL DISTRICT OF OSCEOLA COUNTY, FL**  
**SPECIAL REVENUE FUNDS (COMBINED) - ESTIMATED REVENUES**

Source	ACCT. NO.	2021-22 Budget	2020-21 Actual	Difference
<b>FEDERAL:</b>				
Other Federal Direct	190	262,704.18	164,211.98	98,492.20
Pell Grants	192	1,400,000.00	2,502,374.65	(1,102,374.65)
Miscellaneous Federal Direct	199	324,231.72	939,804.44	(615,572.72)
Vocational Education Act	201	1,404,973.03	565,849.69	839,123.34
Teacher and Principal Training	225	3,386,350.29	3,191,422.42	194,927.87
Individuals with Disabilities Education Act, PL94-142	230	16,899,539.59	13,604,722.52	3,294,817.07
Title I Targeted Assistance	240	27,123,155.12	18,710,613.82	8,412,541.30
Adult General Education	251	899,678.21	599,203.22	300,474.99
National School Lunch Act Lunch	261	23,767,406.00	1,288,596.40	22,478,809.60
National School Lunch Act Breakfast	262	6,638,426.00	341,591.71	6,296,834.29
National School Lunch Act Snack	263	440,906.00	234,992.16	205,913.84
U.S.D.A Commodities	265	2,982,000.00	3,050,402.00	(68,402.00)
Summer Feeding	267	597,271.00	21,532,216.66	(20,934,945.66)
Other Food Services	269	-	3,760,093.54	(3,760,093.54)
Education Stabilization Funds	27?	187,524,409.48	31,085,673.60	156,438,735.88
Other Federal Through State	290	6,621,173.05	4,573,530.65	2,047,642.40
Emergency Immigrant	293	3,621,499.41	2,255,963.14	1,365,536.27
Total Federal		283,893,723.08	108,401,262.60	175,492,460.48
<b>STATE:</b>				
School Breakfast Supplement	337	187,806.00	187,806.00	-
Food Service Supplement	338	265,500.00	278,972.00	(13,472.00)
Total State		453,306.00	466,778.00	(13,472.00)
<b>LOCAL:</b>				
Interest, Including Profit on Investments	43X	300,000.00	-	300,000.00
Food Service Sales	450	1,302,419.00	568,837.20	733,581.80
Adult Gen Educ Course Fee/GED	461	-	46,564.72	(46,564.72)
Sale of Junk	493	-	30,098.60	(30,098.60)
Miscellaneous Local Sources	495	85,000.00	92,708.59	(7,708.59)
Refund of Prior Year's Expend	497	-	1,512.54	(1,512.54)
Total Local		1,687,419.00	739,721.65	947,697.35
<b>OTHER SOURCES:</b>				
Transfers In	610	-	-	-
Total Other Sources		-	-	-
<b>TOTAL ESTIMATED REVENUE &amp; OTHER SOURCES</b>		286,034,448.08	109,607,762.25	176,426,685.83
<b>FUND BALANCE AT BEGINNING OF YEAR:</b>				
Nonspendable-Inventory	2711	668,749.11	1,550,526.06	(881,776.95)
Restricted for Grants and Programs	2729	16,930,238.49	11,231,645.67	5,698,592.82
Assigned for Other Programs	2749	-	-	-
Unassigned	2750	-	-	-
Total Beginning Fund Balance		17,598,987.60	12,782,171.73	4,816,815.87
<b>TOTAL EST REVENUE AND BEGINNING FD BAL</b>		303,633,435.68	122,389,933.98	181,243,501.70

**THE SCHOOL DISTRICT OF OSCEOLA COUNTY, FL**  
**SPECIAL REVENUE FUNDS (COMBINED) - SUMMARY OF APPROPRIATIONS AND FUND BALANCE**

Use	ACCT. NO.	2021-22 Budget	2020-21 Actual	Difference
Instruction	5000	208,410,839.38	39,348,156.30	169,062,683.08
Pupil Personnel Services	6100	5,689,247.12	3,635,993.60	2,053,253.52
Instructional Media	6200	1,342,680.69	250,943.73	1,091,736.96
Instruction and Curriculum Development	6300	11,051,608.52	8,686,538.94	2,365,069.58
Instructional Staff Training	6400	7,833,028.44	4,979,080.81	2,853,947.63
Instruction Related Technology	6500	9,724,281.65	5,526,582.08	4,197,699.57
General Administration	7200	1,306,186.60	2,314,181.97	(1,007,995.37)
School Administration	7300	6,454.30	112,786.25	(106,331.95)
Facilities Acquisition and Construction	7400	0.95	1,062,136.14	(1,062,135.19)
Fiscal Services	7500	-	9,727.03	(9,727.03)
Food Services	7600	43,641,656.60	26,637,740.69	17,003,915.91
Central Services	7700	1,425,711.15	3,822,033.59	(2,396,322.44)
Pupil Transportation	7800	727,414.15	680,559.12	46,855.03
Operation of Plant	7900	2,189.69	2,144,706.69	(2,142,517.00)
Maintenance of Plant	8100	36,828.87	135,104.84	(98,275.97)
Administrative Technology Services	8200	510,948.45	2,899,321.41	(2,388,372.96)
Community Services	9100	1,400,294.12	2,545,353.19	(1,145,059.07)
Total Appropriations		293,109,370.68	104,790,946.38	188,318,424.30
<b>OTHER USES:</b>				
Transfers Out	9700	-	-	-
Total Other Financing Uses		-	-	-
<b>TOTAL APPROPRIATIONS AND OTHER USES</b>		293,109,370.68	104,790,946.38	188,318,424.30
<b>ESTIMATED REVENUES LESS APPROPRIATIONS</b>		(7,074,922.60)	4,816,815.87	(11,891,738.47)
<b>FUND BALANCE AT END OF YEAR:</b>				
Nonspendable-Inventory	2711	668,749.11	1,550,526.06	(881,776.95)
Restricted for Grants and Programs	2729	9,855,315.89	16,048,461.54	(6,193,145.65)
Assigned for Other Programs	2749	-	-	-
Unassigned	2750	-	-	-
Total Ending Fund Balance		10,524,065.00	17,598,987.60	(7,074,922.60)
<b>TOTAL APPROPRIATIONS AND ENDING FD BAL</b>		303,633,435.68	122,389,933.98	181,243,501.70

**THE SCHOOL DISTRICT OF OSCEOLA COUNTY, FL**  
**SPECIAL REVENUE FUNDS (FOOD SERVICE) - ESTIMATED REVENUES**

Source	ACCT. NO.	2021-22 Budget	2020-21 Actual	Difference
<b>FEDERAL:</b>				
National School Lunch Act Lunch	261	23,767,406.00	1,288,596.40	22,478,809.60
National School Lunch Act Breakfast	262	6,638,426.00	341,591.71	6,296,834.29
National School Lunch Act Snack	263	440,906.00	234,992.16	205,913.84
U.S.D.A Commodities	265	2,982,000.00	3,050,402.00	(68,402.00)
Summer Feeding	267	597,271.00	21,532,216.66	(20,934,945.66)
Other Food Services	269	-	3,760,093.54	(3,760,093.54)
Total Federal		34,426,009.00	30,207,892.47	4,218,116.53
<b>STATE:</b>				
School Breakfast Supplement	337	187,806.00	187,806.00	-
Food Service Supplement	338	265,500.00	278,972.00	(13,472.00)
Total State		453,306.00	466,778.00	(13,472.00)
<b>LOCAL:</b>				
Interest, Including Profit on Investments	43X	300,000.00	-	300,000.00
Food Service Sales	450	1,302,419.00	568,837.20	733,581.80
Sale of Junk	493	-	30,098.60	(30,098.60)
Miscellaneous Local Sources	495	85,000.00	77,024.87	7,975.13
Refund of Prior Year's Expend	497	-	1,512.54	(1,512.54)
Total Local		1,687,419.00	677,473.21	1,011,458.33
<b>OTHER SOURCES:</b>				
Transfers In	610	-	-	-
Total Other Sources		-	-	-
<b>TOTAL ESTIMATED REVENUE &amp; OTHER SOURCES</b>		36,566,734.00	31,352,143.68	5,216,102.86
<b>FUND BALANCE AT BEGINNING OF YEAR:</b>				
Nonspendable-Inventory	2711	668,749.11	1,550,526.06	(881,776.95)
Restricted for Grants and Programs	2729	16,930,238.49	11,231,645.67	5,698,592.82
Assigned for Other Programs	2749	-	-	-
Unassigned	2750	-	-	-
Total Beginning Fund Balance		17,598,987.60	12,782,171.73	4,816,815.87
<b>TOTAL EST REVENUE AND BEGINNING FD BAL</b>		54,165,721.60	44,134,315.41	10,031,406.19



**THE SCHOOL DISTRICT OF OSCEOLA COUNTY, FL**  
**SPECIAL REVENUE FUNDS (FOOD SERVICE) - SUMMARY OF APPROPRIATIONS AND FUND BALANCE**

Use	ACCT. NO.	2021-22 Budget	2020-21 Actual	Difference
<b>FOOD SERVICE (Function 7600)</b>				
Salaries	100	8,282,733.42	7,456,116.38	826,617.04
Salaries-Overtime	102	262,000.00	111,191.86	150,808.14
Retirement	210	922,991.58	757,860.25	165,131.33
Social Security	220	657,629.25	557,092.03	100,537.22
Group Insurance	230	2,573,128.77	2,232,632.69	340,496.08
Workers' Compensation	240	240,000.00	228,364.26	11,635.74
Purchased Service	310	32,000.00	1,582.75	30,417.25
Technology Related Prof. and Technical Svcs.	319	80,000.00	3,382.00	76,618.00
Travel	330	37,135.00	10,065.62	27,069.38
Administrative Travel	331	11,250.00	1,302.00	9,948.00
Repairs and Maintenance	350	135,520.00	86,257.71	49,262.29
Technology Related Repairs and Maintenance	359	40,000.00	3,119.71	36,880.29
Rentals	360	2,000.00	20,499.20	(18,499.20)
Technology Related Rentals	369	70,000.00	36,157.60	33,842.40
Garbage & Trash/Other	381	200.00	62.80	137.20
Postage	371	300.00	143.80	156.20
Telephone and Data Comm	379	2,098.70	2,119.20	(20.50)
Other Purchased Services	390	108,000.00	113,563.48	(5,563.48)
Other Tech Related Purchased Services	399	44,200.00	40,757.00	3,443.00
Natural Gas	410	7,600.00	9,111.96	(1,511.96)
Propane or Bottled Gas	420	26,910.00	40,644.63	(13,734.63)
Gasoline	450	19,000.00	16,363.55	2,636.45
Diesel Fuel	460	6,500.00	6,820.66	(320.66)
Supplies	510	2,126,172.92	1,352,237.57	773,935.35
Technology Related Supplies	519	36,000.00	18,484.27	17,515.73
Repair Parts	550	5,100.00	9,214.94	(4,114.94)
Food	570	9,534,000.00	6,608,381.25	2,925,618.75
USDA Donated Foods	580	2,983,000.00	3,637,187.11	(654,187.11)
Other Materials and Supplies	590	6,222.52	6,472.50	(249.98)
Budget Reserves	593	3,297,681.24	-	3,297,681.24
Pest Control	595	25,660.00	24,689.58	970.42
Furniture, Fixtures & Equipment (prop. rec.)	641	146,377.70	88,572.96	57,804.74
Furniture, Fixtures & Equipment (no prop. rec.)	642	97,500.00	121,487.95	(23,987.95)
Capitalized Computer Equipment	643	75,000.00	-	75,000.00
Non-capitalized Computer Equipment	644	484,650.00	3,549.34	481,100.66
Technology Related Capitalized FF&E	648	90,000.00	-	90,000.00
Technology Related Non Capitalized FF&E	649	26,399.99	5,159.55	21,240.44
Motor Vehicles Other Than Buses	652	252,000.00	725,450.86	(473,450.86)
Remodeling & Renovations	680	100,000.00	-	100,000.00
Remodeling Capitalized	681	6,990,580.00	1,609,182.73	5,381,397.27
Non-Capitalized Remodel & Renovate	682	3,563,915.51	20,170.17	3,543,745.34
Capitalized Software	691	10.00	-	10.00
Non-capitalized Software	692	200.00	-	200.00
Dues and Fees	730	26,990.00	22,785.91	4,204.09
Other Personnel Services	750	207,000.00	48,215.62	158,784.38
Misc Exp/Indirect Cost	79?	6,000.00	498,874.36	(492,874.36)
Total Appropriations		43,641,656.60	26,535,327.81	17,106,328.79
<b>OTHER USES:</b>				
Transfers Out	9700	-	-	-
Total Other Financing Uses		-	-	-
<b>TOTAL APPROPRIATIONS AND OTHER USES</b>		43,641,656.60	26,535,327.81	17,106,328.79
<b>ESTIMATED REVENUE LESS APPROPRIATIONS</b>		(7,074,922.60)	4,816,815.87	(11,890,225.93)
<b>FUND BALANCE AT END OF YEAR:</b>				
Nonspendable-Inventory	2711	668,749.11	1,550,526.06	(881,776.95)
Restricted for Grants and Programs	2729	9,855,315.89	16,048,461.54	(6,193,145.65)
Assigned for Other Programs	2749	-	-	-
Unassigned	2750	-	-	-
Total Ending Fund Balance		10,524,065.00	17,598,987.60	(7,073,410.06)
<b>TOTAL APPROPRIATIONS AND ENDING FD BAL</b>		54,165,721.60	44,134,315.41	10,032,918.73

**THE SCHOOL DISTRICT OF OSCEOLA COUNTY, FL**  
**SPECIAL REVENUE FUNDS (OTHER) - ESTIMATED REVENUES**

Source	ACCT. NO.	2021-22 Budget	2020-21 Actual	Difference
<b>FEDERAL:</b>				
Other Federal Direct	190	262,704.18	164,211.98	98,492.20
Pell Grants	192	1,400,000.00	2,502,374.65	(1,102,374.65)
Miscellaneous Federal Direct	199	324,231.72	939,804.44	(615,572.72)
Vocational Education Act	201	1,404,973.03	565,849.69	839,123.34
Teacher and Principal Training	225	3,386,350.29	3,191,422.42	194,927.87
Individuals with Disabilities Education Act, PL94-142	230	16,899,539.59	13,604,722.52	3,294,817.07
Title I Targeted Assistance	240	27,123,155.12	18,710,613.82	8,412,541.30
Adult General Education	251	899,678.21	599,203.22	300,474.99
Other Federal Through State	290	6,543,672.90	4,391,741.80	2,151,931.10
Emergency Immigrant	293	3,621,499.41	2,255,963.14	1,365,536.27
Total Federal		61,865,804.45	46,925,907.68	14,939,896.77
<b>LOCAL:</b>				
Interest, Including Profit on Investments	43X	-	-	-
Gifts, Grants and Bequests	440	-	-	-
Food Service Sales	450	-	-	-
Adult Gen Educ Course Fee/GED	461	-	46,564.72	(46,564.72)
Pre-K Early Intervention	472	-	-	-
School-Aged Child Care Fees	473	-	-	-
Miscellaneous Local Sources	495	-	15,683.72	(15,683.72)
Total Local		-	62,248.44	(62,248.44)
<b>OTHER SOURCES:</b>				
Transfers In	610	-	-	-
Total Other Sources		-	-	-
<b>TOTAL ESTIMATED REVENUE &amp; OTHER SOURCES</b>		61,865,804.45	46,988,156.12	14,877,648.33
<b>FUND BALANCE AT BEGINNING OF YEAR:</b>				
Nonspendable-Inventory	2711	-	-	-
Restricted for Grants and Programs	2729	-	-	-
Assigned for Other Programs	2749	-	-	-
Unassigned	2750	-	-	-
Total Beginning Fund Balance		-	-	-
<b>TOTAL EST REVENUE AND BEGINNING FD BAL</b>		61,865,804.45	46,988,156.12	14,877,648.33

**THE SCHOOL DISTRICT OF OSCEOLA COUNTY, FL**  
**SPECIAL REVENUE FUNDS (OTHER) - SUMMARY OF APPROPRIATIONS AND FUND BALANCE**

Use	ACCT. NO.	2021-22 Budget	2020-21 Actual	Difference
Instruction	5000	37,976,337.18	26,262,767.92	11,713,569.26
Pupil Personnel Services	6100	3,689,593.99	3,089,374.01	600,219.98
Instructional Media	6200	168,772.42	231,589.46	(62,817.04)
Instruction and Curriculum Development	6300	10,504,023.64	7,901,848.29	2,602,175.35
Instructional Staff Training	6400	5,948,699.24	4,570,176.14	1,378,523.10
Instruction Related Technology	6500	117,958.13	123,449.26	(5,491.13)
General Administration	7200	764,069.94	1,558,820.75	(794,750.81)
School Administration	7300	6,454.30	6,010.86	443.44
Food Services	7600	-	-	-
Central Services	7700	580,060.94	589,448.34	(9,387.40)
Pupil Transportation	7800	641,388.58	65,439.01	575,949.57
Operation of Plant	7900	-	-	-
Maintenance of Plant	8100	36,828.87	39,591.30	(2,762.43)
Administrative Technology Services	8200	31,323.10	31,582.41	(259.31)
Community Services	9100	1,400,294.12	2,518,058.37	(1,117,764.25)
Total Appropriations		<u>61,865,804.45</u>	<u>46,988,156.12</u>	<u>14,877,648.33</u>
<b>OTHER USES:</b>				
Transfers Out	9700	-	-	-
Total Other Financing Uses		-	-	-
<b>TOTAL APPROPRIATIONS AND OTHER USES</b>		<u>61,865,804.45</u>	<u>46,988,156.12</u>	<u>14,877,648.33</u>
<b>ESTIMATED REVENUES LESS APPROPRIATIONS</b>		-	-	-
<b>FUND BALANCE AT END OF YEAR:</b>				
Nonspendable-Inventory	2711	-	-	-
Restricted for Grants and Programs	2729	-	-	-
Assigned for Other Programs	2749	-	-	-
Unassigned	2750	-	-	-
Total Ending Fund Balance		-	-	-
<b>TOTAL APPROPRIATIONS AND ENDING FD BAL</b>		<u>61,865,804.45</u>	<u>46,988,156.12</u>	<u>14,877,648.33</u>

**THE SCHOOL DISTRICT OF OSCEOLA COUNTY, FL**  
**SPECIAL REVENUE FUNDS (OTHER) - ESTIMATED REVENUE BY FUND**

Source	ACCT. NO.	420 Fed-State	421 Pell Grants	422 Federal Direct	Total
<b>FEDERAL:</b>					
Other Federal Direct	190	53,685.89	-	209,018.29	262,704.18
Pell Grants	192	-	1,400,000.00	-	1,400,000.00
Miscellaneous Federal Direct	199	-	-	324,231.72	324,231.72
Vocational Education Act	201	1,404,973.03	-	-	1,404,973.03
Teacher and Principal Training	225	3,386,350.29	-	-	3,386,350.29
Individuals with Disabilities Education Act, PL94-142	230	16,899,539.59	-	-	16,899,539.59
Title I Targeted Assistance	240	27,123,155.12	-	-	27,123,155.12
Adult General Education	251	899,678.21	-	-	899,678.21
Other Federal Through State	290	6,543,672.90	-	-	6,543,672.90
Emergency Immigrant	293	3,621,499.41	-	-	3,621,499.41
Total Federal		59,932,554.44	1,400,000.00	533,250.01	61,865,804.45
<b>OTHER SOURCES:</b>					
Transfers In	610	-	-	-	-
Total Other Sources		-	-	-	-
<b>TOTAL ESTIMATED REVENUE &amp; OTHER SOURCES</b>		59,932,554.44	1,400,000.00	533,250.01	61,865,804.45
<b>FUND BALANCE AT BEGINNING OF YEAR:</b>					
Nonspendable-Inventory	2711	-	-	-	-
Restricted for Grants and Programs	2729	-	-	-	-
Assigned for Other Programs	2749	-	-	-	-
Unassigned	2750	-	-	-	-
Total Beginning Fund Balance		-	-	-	-
<b>TOTAL EST REVENUE AND BEGINNING FD BAL</b>		59,932,554.44	1,400,000.00	533,250.01	61,865,804.45

**THE SCHOOL DISTRICT OF OSCEOLA COUNTY, FL**  
**SPECIAL REVENUE FUNDS (OTHER) - SUMMARY OF APPROPRIATIONS AND FUND BALANCE BY FUND**

Use	ACCT. NO.	420 Fed-State	421 Pell Grants	422 Federal Direct	Total
Instruction	5000	37,834,943.32	-	141,393.86	37,976,337.18
Pupil Personnel Services	6100	3,380,288.68	-	309,305.31	3,689,593.99
Instructional Media	6200	168,772.42	-	-	168,772.42
Instruction and Curriculum Development	6300	10,494,196.95	-	9,826.69	10,504,023.64
Instructional Staff Training	6400	5,891,015.35	-	57,683.89	5,948,699.24
Instruction Related Technology	6500	117,958.13	-	-	117,958.13
General Administration	7200	749,029.68	-	15,040.26	764,069.94
School Administration	7300	6,454.30	-	-	6,454.30
Central Services	7700	580,060.94	-	-	580,060.94
Pupil Transportation	7800	641,388.58	-	-	641,388.58
Maintenance of Plant	8100	36,828.87	-	-	36,828.87
Administrative Technology Services	8200	31,323.10	-	-	31,323.10
Community Services	9100	294.12	1,400,000.00	-	1,400,294.12
<b>TOTAL APPROPRIATIONS AND OTHER USES</b>		<b>59,932,554.44</b>	<b>1,400,000.00</b>	<b>533,250.01</b>	<b>61,865,804.45</b>
<b>ESTIMATED REVENUES LESS APPROPRIATIONS</b>		-	-	-	-
<b>FUND BALANCE AT END OF YEAR:</b>					
Nonspendable-Inventory	2711	-	-	-	-
Restricted for Grants and Programs	2729	-	-	-	-
Assigned for Other Programs	2749	-	-	-	-
Unassigned	2750	-	-	-	-
Total Ending Fund Balance		-	-	-	-
<b>TOTAL APPROPRIATIONS AND ENDING FD BAL</b>		<b>59,932,554.44</b>	<b>1,400,000.00</b>	<b>533,250.01</b>	<b>61,865,804.45</b>

**THE SCHOOL DISTRICT OF OSCEOLA COUNTY, FL**  
**SPECIAL REVENUE FUNDS (CARES ACT) - ESTIMATED REVENUES - 2021-22**

Source	ACCT. NO.	2021-22 Budget	2020-21 Actual	Difference
<b>FEDERAL:</b>				
Miscellaneous Federal Direct	199	-	-	-
Cares Act - Education Stabilization	271	186,574,059.23	28,157,014.85	158,417,044.38
Cares Act - CTE K12 Infrastructure	272	891,410.58	2,694,398.42	(1,802,987.84)
Cares Act - Child Care Fund	273	58,939.67	234,260.33	(175,320.66)
Other Federal Through State	290	77,500.15	181,788.85	(104,288.70)
Total Federal		187,601,909.63	31,267,462.45	156,334,447.18
<b>OTHER SOURCES:</b>				
Transfers In	610	-	-	-
Total Other Sources		-	-	-
<b>TOTAL ESTIMATED REVENUE &amp; OTHER SOURCES</b>		187,601,909.63	31,267,462.45	156,334,447.18
<b>FUND BALANCE AT BEGINNING OF YEAR:</b>				
Nonspendable-Inventory	2711	-	-	-
Restricted for Grants and Programs	2729	-	-	-
Assigned for Other Programs	2749	-	-	-
Unassigned	2750	-	-	-
Total Beginning Fund Balance		-	-	-
<b>TOTAL EST REVENUE AND BEGINNING FD BAL</b>		187,601,909.63	31,267,462.45	156,334,447.18

**THE SCHOOL DISTRICT OF OSCEOLA COUNTY, FL**  
**SPECIAL REVENUE FUNDS (CARES ACT) - SUMMARY OF APPROPRIATIONS AND FUND BALANCE - 2021-22**

Use	ACCT. NO.	2021-22 Budget	2020-21 Actual	Difference
Instruction	5000	170,434,502.20	13,085,388.38	157,349,113.82
Pupil Personnel Services	6100	1,999,653.13	546,619.59	1,453,033.54
Instructional Media	6200	1,173,908.27	19,354.27	1,154,554.00
Instruction and Curriculum Development	6300	547,584.88	784,690.65	(237,105.77)
Instructional Staff Training	6400	1,884,329.20	408,904.67	1,475,424.53
Instruction Related Technology	6500	9,606,323.52	5,403,132.82	4,203,190.70
General Administration	7200	542,116.66	755,361.22	(213,244.56)
School Administration	7300	-	106,775.39	(106,775.39)
Facilities Acquisition and Construction	7400	0.95	1,062,136.14	(1,062,135.19)
Fiscal Services	7500	-	9,727.03	(9,727.03)
Food Services	7600	-	102,412.88	(102,412.88)
Central Services	7700	845,650.21	3,232,585.25	(2,386,935.04)
Pupil Transportation	7800	86,025.57	615,120.11	(529,094.54)
Operation of Plant	7900	2,189.69	2,144,706.69	(2,142,517.00)
Administrative Technology Services	8200	479,625.35	2,867,739.00	(2,388,113.65)
Community Services	9100	-	27,294.82	(27,294.82)
<b>TOTAL APPROPRIATIONS AND OTHER USES</b>		<b>187,601,909.63</b>	<b>31,267,462.45</b>	<b>156,334,447.18</b>
<b>ESTIMATED REVENUES LESS APPROPRIATIONS</b>		-	-	-
<b>FUND BALANCE AT END OF YEAR:</b>				
Nonspendable-Inventory	2711	-	-	-
Restricted for Grants and Programs	2729	-	-	-
Assigned for Other Programs	2749	-	-	-
Unassigned	2750	-	-	-
Total Ending Fund Balance		-	-	-
<b>TOTAL APPROPRIATIONS AND ENDING FD BAL</b>		<b>187,601,909.63</b>	<b>31,267,462.45</b>	<b>156,334,447.18</b>

**THE SCHOOL DISTRICT OF OSCEOLA COUNTY, FL**  
**SPECIAL REVENUE FUNDS (CARES ACT) - ESTIMATED REVENUES BY FUND - 2021-22**


Source	ACCT. NO.	441 ESSER I	442 Other CARES	443 ESSER II	444 Other CRRSA	445 ESSER III	Total
<b>FEDERAL:</b>							
Cares Act - Education Stabilization	271	1,937,717.26	315,028.25	48,321,313.72	-	136,000,000.00	184,636,341.97
Cares Act - CTE K12 Infrastructure	272	-	222,971.16	-	668,439.42	-	891,410.58
Cares Act - Child Care Fund	273	-	58,939.67	-	-	-	58,939.67
Other Federal Through State	290	-	77,500.15	-	-	-	77,500.15
Total Federal		1,937,717.26	674,439.23	48,321,313.72	668,439.42	136,000,000.00	187,601,909.63
<b>OTHER SOURCES:</b>							
Transfers In	610	-	-	-	-	-	-
Total Other Sources		-	-	-	-	-	-
<b>TOTAL ESTIMATED REVENUE &amp; OTHER SOURCES</b>		1,937,717.26	674,439.23	48,321,313.72	668,439.42	136,000,000.00	185,664,192.37
<b>FUND BALANCE AT BEGINNING OF YEAR:</b>							
Nonspendable-Inventory	2711	-	-	-	-	-	-
Restricted for Grants and Programs	2729	-	-	-	-	-	-
Assigned for Other Programs	2749	-	-	-	-	-	-
Unassigned	2750	-	-	-	-	-	-
Total Beginning Fund Balance		-	-	-	-	-	-
<b>TOTAL EST REVENUE AND BEGINNING FD BAL</b>		1,937,717.26	674,439.23	48,321,313.72	668,439.42	136,000,000.00	185,664,192.37



**THE SCHOOL DISTRICT OF OSCEOLA COUNTY, FL**

**SPECIAL REVENUE FUNDS (CARES ACT) - SUMMARY OF APPROPRIATIONS AND FUND BALANCE BY FUND - 2021-22**

Use	ACCT. NO.	441 ESSER I	442 Other CARES	443 ESSER II	444 Other CRRSA	445 ESSER III	Total
Instruction	5000	1,401,890.08	585,120.33	38,655,369.59	668,439.42	129,123,682.78	170,434,502.20
Pupil Personnel Services	6100	-	-	1,999,653.13	-	-	1,999,653.13
Instruction and Curriculum Development	6300	100,002.00	16,382.15	368,059.89	-	63,140.84	547,584.88
Instructional Staff Training	6400	117,754.00	5,896.54	234,538.50	-	1,526,140.16	1,884,329.20
Instruction Related Technology	6500	-	-	5,972,820.92	-	3,633,502.60	9,606,323.52
General Administration	7200	308,950.23	-	233,166.43	-	-	542,116.66
Central Services	7700	-	62,140.21	783,510.00	-	-	845,650.21
Pupil Transportation	7800	9,120.00	4,900.00	72,005.57	-	-	86,025.57
Operation of Plant	7900	-	-	2,189.69	-	-	2,189.69
Administrative Technology Services	8200	-	-	-	-	479,625.35	479,625.35
<b>TOTAL APPROPRIATIONS AND OTHER USES</b>		<b>1,937,717.26</b>	<b>674,439.23</b>	<b>48,321,313.72</b>	<b>668,439.42</b>	<b>136,000,000.00</b>	<b>187,601,909.63</b>
<b>ESTIMATED REVENUES LESS APPROPRIATIONS</b>		<b>-</b>	<b>-</b>	<b>-</b>	<b>-</b>	<b>-</b>	<b>-</b>
<b>FUND BALANCE AT END OF YEAR:</b>							
Nonspendable-Inventory	2711	-	-	-	-	-	-
Restricted for Grants and Programs	2729	-	-	-	-	-	-
Assigned for Other Programs	2749	-	-	-	-	-	-
Unassigned	2750	-	-	-	-	-	-
Total Ending Fund Balance		-	-	-	-	-	-
<b>TOTAL APPROPRIATIONS AND ENDING FD BAL</b>		<b>1,937,717.26</b>	<b>674,439.23</b>	<b>48,321,313.72</b>	<b>668,439.42</b>	<b>136,000,000.00</b>	<b>187,601,909.63</b>



# Internal Service Fund



## **FUND 700**

### **INTERNAL SERVICE FUND BUDGET**

This fund records the premium revenue and expenditures associated with the District's self-insured group health and life insurance program and casualty insurance programs.

The premium revenue in the Health & Life Insurance Trust Fund is from Board contributions for employee coverage, deductions for dependent coverage, and contributions by retirees for post-employment coverage. The expenditures of this fund are for claims payments, insurance premiums, and professional/technical services.

The District maintains a stand-alone insurance program for workers compensation and property casualty. The District is also self-insured for auto and general liability risk. All of these are accounted for in a separate casualty internal service fund.

**THE SCHOOL DISTRICT OF OSCEOLA COUNTY, FL**  
**INTERNAL SERVICE FUND 700 COMBINED - ESTIMATED REVENUES**

Source	ACCT. NO.	2021-22 Budget	2020-21 Actual	Difference
<b>FEDERAL:</b>				
Total Federal		-	-	-
<b>STATE:</b>				
Total State		-	-	-
<b>LOCAL:</b>				
Interest	431	100.00	88.23	11.77
Premiums	484	64,304,367.00	62,022,309.93	2,282,057.07
Total Local		64,304,467.00	62,022,398.16	2,282,057.07
<b>OTHER SOURCES:</b>				
Transfers In		-	-	-
Total Other Sources		-	-	-
<b>TOTAL ESTIMATED REVENUE &amp; OTHER SOURCES</b>		64,304,467.00	62,022,398.16	2,282,057.07
<b>NET ASSETS AT BEGINNING OF YEAR:</b>				
Restricted Net Assets		16,787,299.46	13,939,339.58	2,847,959.88
Total Beginning Net Assets		16,787,299.46	13,939,339.58	2,847,959.88
<b>TOTAL EST REVENUE AND BEGINNING NET ASSETS</b>		81,091,766.46	75,961,737.74	5,130,016.95

**THE SCHOOL DISTRICT OF OSCEOLA COUNTY, FL**  
**INTERNAL SERVICE FUND 700 COMBINED - SUMMARY OF APPROPRIATIONS AND NET ASSETS**

Use	ACCT. NO.	2021-22 Budget	2020-21 Actual	Difference
<b>GROUP INSURANCE APPROPRIATIONS:</b>	9900			
Professional & Technical Services	3100	10,017,504.00	9,574,358.09	443,145.91
Insurance & Bond Premiums	3200	3,886,863.00	3,570,750.13	316,112.87
Other Purchased Services	3900	350,000.00	333,174.67	16,825.33
Supplies	5100	1,000,000.00	999,902.37	97.63
Capital Outlay	6300	5,000.00	4,184.72	815.28
Dues and Fees	7300	45,000.00	44,691.28	308.72
Claims Expense	7700	47,300,000.00	44,539,515.51	2,760,484.49
Depreciation Expense	7800	110,000.00	107,861.51	2,138.49
Total Group Insurance Appropriations		<u>62,714,367.00</u>	<u>59,174,438.28</u>	<u>3,539,928.72</u>
<b>OTHER USES:</b>				
Transfers Out		-	-	-
Total Other Financing Uses		<u>-</u>	<u>-</u>	<u>-</u>
<b>TOTAL APPROPRIATIONS AND OTHER USES</b>		<u>62,714,367.00</u>	<u>59,174,438.28</u>	<u>3,539,928.72</u>
<b>ESTIMATED REVENUES LESS APPROPRIATIONS</b>		<u>1,590,100.00</u>	<u>2,847,959.88</u>	<u>(1,257,859.88)</u>
<b>NET ASSETS AT END OF YEAR:</b>				
Restricted Net Assets		<u>18,377,399.46</u>	<u>16,787,299.46</u>	<u>1,590,100.00</u>
Total Ending Net Assets		<u>18,377,399.46</u>	<u>16,787,299.46</u>	<u>1,590,100.00</u>
<b>TOTAL APPROPRIATIONS AND ENDING NET ASSETS</b>		<u>81,091,766.46</u>	<u>75,961,737.74</u>	<u>5,130,028.72</u>

**THE SCHOOL DISTRICT OF OSCEOLA COUNTY, FL**  
**HEALTH AND LIFE INSURANCE TRUST FUND - ESTIMATED REVENUES**

Source	ACCT. NO.	2021-22 Budget	2020-21 Actual	Difference
<b>FEDERAL:</b>				
Total Federal		-	-	-
<b>STATE:</b>				
Total State		-	-	-
<b>LOCAL:</b>				
Interest	431	100.00	88.23	11.77
Premiums	484			
- Employer	.070	48,650,000.00	48,615,145.66	34,854.34
- Employee	.071	7,600,000.00	7,595,788.73	4,211.27
- Retiree/LOA	.072	1,250,000.00	1,243,656.06	6,343.94
- COBRA	.073	50,000.00	46,350.48	3,649.52
Total Local		57,550,100.00	57,501,029.16	49,070.84
<b>OTHER SOURCES:</b>				
Transfers In		-	-	-
Total Other Sources		-	-	-
<b>TOTAL ESTIMATED REVENUE &amp; OTHER SOURCES</b>		57,550,100.00	57,501,029.16	49,070.84
<b>NET ASSETS AT BEGINNING OF YEAR:</b>				
Restricted Net Assets		14,678,699.10	10,250,945.32	4,427,753.78
Total Beginning Net Assets		14,678,699.10	10,250,945.32	4,427,753.78
<b>TOTAL EST REVENUE AND BEGINNING NET ASSETS</b>		72,228,799.10	67,751,974.48	4,476,824.62

**THE SCHOOL DISTRICT OF OSCEOLA COUNTY, FL**  
**HEALTH AND LIFE INSURANCE TRUST FUND 711 - SUMMARY OF APPROPRIATIONS AND NET ASSETS**

Use	ACCT. NO.	2021-22 Budget	2020-21 Actual	Difference
<b>HEALTH &amp; LIFE INS APPROPRIATIONS:</b>	9900			
Professional & Technical Services	3100	9,600,000.00	9,081,854.09	518,145.91
Insurance & Bond Premiums	3200	850,000.00	815,132.99	34,867.01
Other Purchased Services	3900	350,000.00	333,174.67	16,825.33
Supplies	5100	1,000,000.00	999,902.37	97.63
Capital Outlay	6000	5,000.00	4,184.72	815.28
Dues and Fees	7300	45,000.00	44,691.28	308.72
Claims Expense*	7700	45,000,000.00	41,686,473.75	3,313,526.25
Depreciation Expense	7800	110,000.00	107,861.51	2,138.49
Total Health & Life Ins Appropriations		56,960,000.00	53,073,275.38	3,886,724.62
<b>OTHER USES:</b>				
Transfers Out		-	-	-
Total Other Financing Uses		-	-	-
<b>TOTAL APPROPRIATIONS AND OTHER USES</b>		56,960,000.00	53,073,275.38	3,886,724.62
<b>ESTIMATED REVENUES LESS APPROPRIATIONS</b>		590,100.00	4,427,753.78	(3,837,653.78)
<b>NET ASSETS AT END OF YEAR:</b>				
Restricted Net Assets		15,268,799.10	14,678,699.10	590,100.00
Total Ending Net Assets		15,268,799.10	14,678,699.10	590,100.00
<b>TOTAL APPROPRIATIONS AND ENDING NET ASSETS</b>		72,228,799.10	67,751,974.48	4,476,824.62

\* 2020-21 Claims Expense is net of \$2,765,330.64 that was charged to the ESSER II grant.

**THE SCHOOL DISTRICT OF OSCEOLA COUNTY, FL**  
**CASUALTY INSURANCE LOSS FUND 712 - ESTIMATED REVENUES**

Source	ACCT. NO.	2021-22 Budget	2020-21 Actual	Difference
<b>FEDERAL:</b>				
Total Federal		-	-	-
<b>STATE:</b>				
Total State		-	-	-
<b>LOCAL:</b>				
Interest	431	-	-	-
Premiums	484			
- Property & Casualty		4,166,981.00	2,508,983.00	1,657,998.00
- Workers Compensation		2,587,386.00	2,012,386.00	575,000.00
Total Local		6,754,367.00	4,521,369.00	2,232,998.00
<b>OTHER SOURCES:</b>				
Transfers In		-	-	-
Total Other Sources		-	-	-
<b>TOTAL ESTIMATED REVENUE &amp; OTHER SOURCES</b>		6,754,367.00	4,521,369.00	2,232,998.00
<b>NET ASSETS AT BEGINNING OF YEAR:</b>				
Restricted Net Assets		2,108,600.36	3,688,394.26	(1,579,793.90)
Total Beginning Net Assets		2,108,600.36	3,688,394.26	(1,579,793.90)
<b>TOTAL EST REVENUE AND BEGINNING NET ASSETS</b>		8,862,967.36	8,209,763.26	653,204.10



**THE SCHOOL DISTRICT OF OSCEOLA COUNTY, FL**  
**CASUALTY INSURANCE LOSS FUND 712 - SUMMARY OF APPROPRIATIONS AND NET ASSETS**

Use	ACCT. NO.	2021-22 Budget	2020-21 Actual	Difference
<b>CASUALTY INSURANCE APPROPRIATIONS:</b>	9900			
Professional & Technical Services	3100	417,504.00	492,504.00	(75,000.00)
Insurance & Bond Premiums	3200	3,036,863.00	2,755,617.14	281,245.86
Claims Expense	7700	2,300,000.00	2,853,041.76	(553,041.76)
Total Casualty Insurance Appropriations		5,754,367.00	6,101,162.90	(346,795.90)
<b>OTHER USES:</b>				
Transfers Out		-	-	-
Total Other Financing Uses		-	-	-
<b>TOTAL APPROPRIATIONS AND OTHER USES</b>		5,754,367.00	6,101,162.90	(346,795.90)
<b>ESTIMATED REVENUES LESS APPROPRIATIONS</b>		1,000,000.00	(1,579,793.90)	2,579,793.90
<b>NET ASSETS AT END OF YEAR:</b>				
Restricted Net Assets		3,108,600.36	2,108,600.36	1,000,000.00
Total Ending Net Assets		3,108,600.36	2,108,600.36	1,000,000.00
<b>TOTAL APPROPRIATIONS AND ENDING NET ASSETS</b>		8,862,967.36	8,209,763.26	653,204.10